

STATEMENT OF APPROPRIATIONS, ALLOTMENTS, OBLIGATIONS, DISBURSEMENTS AND BALANCES

As at the Quarter Ending December 31, 2019

Department : Other Executive Offices
 Agency/Entity : Dangerous Drugs Board
 Operating Unit : < not applicable >
 Organization Code : 26 006 0000000
 Fund Cluster : 01 Regular Agency Fund

X	Current Year Appropriations

(e.g. UACS Fund Cluster: 01-Regular Agency Fund, 02-Foreign Assisted Projects Fund, 03-Special Account-Locally Funded/Domestic Grants Fund, and 04-Special Account-Foreign Assisted/Foreign Grants Fund)

Particulars	UACS CODE	Appropriations					Allotments					Current Year Obligations					Current Year Disbursements					Balances			
		Authorized Appropriations	(Transfer To/From, Modifications)	Adjusted Appropriations	Allotments Received	Adjustments (Reductions, Modifications/Augmentations)	Transfer To	Transfer From	Adjusted Total Allotments	1st Quarter Ending March 31	2nd Quarter Ending June 30	3rd Quarter Ending Sept. 30	4th Quarter Ending Dec. 31	TOTAL	1st Quarter Ending March 31	2nd Quarter Ending June 30	3rd Quarter Ending Sept. 30	4th Quarter Ending Dec. 31	TOTAL	Unreleased Appro	Unobligated Allotments	Unpaid Obligations (15-20)=(23+24)			
		3	4	5=(3+4)	6	7	8	9	10=[(6+)-7]+8+9	11	12	13	14	15=[(11+12+13+14)	16	17	18	19	20=[(16+17+18+19)	21	22	23	24		
I. Agency Specific Budget		301,741,000.00	0.00	301,741,000.00	300,798,000.00	0.00	0.00	0.00	300,798,000.00	28,416,511.38	57,917,937.06	107,752,257.27	97,144,346.45	291,231,052.16	27,290,013.33	40,834,905.74	105,731,745.81	90,355,958.14	284,212,623.02	943,000.00	9,566,947.84	3,660,527.72	23,357,901.42		
General Administration and Support	1000000000000000	66,151,000.00	0.00	66,151,000.00	65,208,000.00	0.00	0.00	0.00	65,208,000.00	11,355,563.06	29,170,546.49	12,219,383.65	11,957,600.92	64,703,094.12	10,937,037.26	14,075,919.18	24,636,620.31	11,967,675.81	61,617,258.56	943,000.00	504,905.88	492,555.26	2,593,280.30		
General Management and Supervision	1000001000010000	65,208,000.00	0.00	65,208,000.00	65,208,000.00	0.00	0.00	0.00	65,208,000.00	11,355,563.06	29,170,546.49	12,219,383.65	11,957,600.92	64,703,094.12	10,937,037.26	14,075,919.18	24,636,620.31	11,967,675.81	61,617,258.56	0.00	504,905.88	492,555.26	2,593,280.30		
PS		26,241,000.00	934,250.00	27,175,250.00	26,241,000.00	934,250.00	0.00	0.00	27,175,250.00	5,820,006.93	9,720,061.67	6,648,414.74	4,966,146.09	27,154,629.43	5,606,067.47	9,641,454.03	6,520,362.74	5,208,174.10	26,976,058.34	0.00	20,620.57	178,571.00	0.00		
MOOE		24,602,000.00	(934,250.00)	23,667,750.00	24,602,000.00	(934,250.00)	0.00	0.00	23,667,750.00	5,535,556.13	5,174,342.82	5,570,968.91	6,948,708.83	23,229,576.69	5,330,969.79	4,434,465.15	4,018,999.46	6,553,432.08	20,336,966.48	0.00	438,173.31	299,329.91	2,593,280.30		
CO		14,365,000.00	0.00	14,365,000.00	14,365,000.00	0.00	0.00	0.00	14,365,000.00	0.00	14,278,142.00	0.00	42,746.00	14,318,888.00	0.00	0.00	0.00	14,098,164.11	206,069.63	14,304,233.74	0.00	46,112.00	14,854.26		
Administration of Personnel Benefits	1000001000020000	943,000.00	0.00	943,000.00	0.00	0.00	0.00	0.00	0.00	0.00	0.00	0.00	0.00	0.00	0.00	0.00	0.00	0.00	0.00	943,000.00	0.00	0.00	0.00		
PS		943,000.00	0.00	943,000.00	0.00	0.00	0.00	0.00	943,000.00	0.00	0.00	0.00	0.00	0.00	0.00	0.00	0.00	0.00	0.00	943,000.00	0.00	0.00	0.00		
Sub-Total, General Administration and Support		66,151,000.00	0.00	66,151,000.00	65,208,000.00	0.00	0.00	0.00	65,208,000.00	11,355,563.06	29,170,546.49	12,219,383.65	11,957,600.92	64,703,094.12	10,937,037.26	14,075,919.18	24,636,620.31	11,967,675.81	61,617,258.56	943,000.00	504,905.88	492,555.26	2,593,280.30		
PS		27,184,000.00	934,250.00	28,118,250.00	26,241,000.00	934,250.00	0.00	0.00	27,175,250.00	5,820,006.93	9,720,061.67	6,648,414.74	4,966,146.09	27,154,629.43	5,606,067.47	9,641,454.03	6,520,362.74	5,208,174.10	26,976,058.34	943,000.00	20,620.57	178,571.00	0.00		
MOOE		24,602,000.00	(934,250.00)	23,667,750.00	24,602,000.00	(934,250.00)	0.00	0.00	23,667,750.00	5,535,556.13	5,174,342.82	5,570,968.91	6,948,708.83	23,229,576.69	5,330,969.79	4,434,465.15	4,018,999.46	6,553,432.08	20,336,966.48	0.00	438,173.31	299,329.91	2,593,280.30		
FinEx (if Applicable)		0.00	0.00	0.00	0.00	0.00	0.00	0.00	0.00	0.00	0.00	0.00	0.00	0.00	0.00	0.00	0.00	0.00	0.00	0.00	0.00	0.00	0.00		
CO		14,365,000.00	0.00	14,365,000.00	14,365,000.00	0.00	0.00	0.00	14,365,000.00	0.00	14,278,142.00	0.00	42,746.00	14,318,888.00	0.00	0.00	0.00	14,098,164.11	206,069.63	14,304,233.74	0.00	46,112.00	14,854.26		
Support to Operations	2000000000000000	71,260,000.00	0.00	71,260,000.00	71,260,000.00	0.00	0.00	0.00	71,260,000.00	2,390,875.69	3,511,754.27	25,637,932.98	39,442,918.97	70,983,481.91	2,341,165.31	3,363,232.29	22,066,486.64	24,822,923.34	52,593,807.58	0.00	276,518.09	814,674.33	1,575,000.00		
Program monitoring and evaluation	2000001000010000	71,260,000.00	0.00	71,260,000.00	71,260,000.00	0.00	0.00	0.00	71,260,000.00	2,390,875.69	3,511,754.27	25,637,932.98	39,442,918.97	70,983,481.91	2,341,165.31	3,363,232.29	22,066,486.64	24,822,923.34	52,593,807.58	0.00	276,518.09	814,674.33	1,575,000.00		
PS		9,638,000.00	56,250.00	9,694,250.00	9,638,000.00	56,250.00	0.00	0.00	9,694,250.00	1,839,432.47	2,728,363.25	1,897,255.11	3,221,473.76	9,686,624.59	1,602,958.23	2,721,049.77	1,893,135.18	3,235,339.61	9,652,482.79	0.00	7,725.41	34,941.80	0.00		
MOOE		58,042,000.00	(56,250.00)	57,985,750.00	58,042,000.00	(56,250.00)	0.00	0.00	57,985,750.00	551,443.22	783,391.02	20,201,789.87	36,180,645.21	57,717,269.32	538,207.08	642,182.52	16,824,046.74	21,357,200.45	39,361,636.79	0.00	268,480.68	780,632.53	1,575,000.00		
CO		3,580,000.00	0.00	3,580,000.00	3,580,000.00	0.00	0.00	0.00	3,580,000.00	0.00	0.00	3,538,888.00	40,800.00	3,579,688.00	0.00	0.00	3,349,304.72	230,383.28	3,579,688.00	0.00	312.00	0.00			
Sub-Total, Support to Operations		71,260,000.00	0.00	71,260,000.00	71,260,000.00	0.00	0.00	0.00	71,260,000.00	2,390,875.69	3,511,754.27	25,637,932.98	39,442,918.97	70,983,481.91	2,341,165.31	3,363,232.29	22,066,486.64	24,822,923.34	52,593,807.58	0.00	276,518.09	814,674.33	1,575,000.00		
PS		9,638,000.00	56,250.00	9,694,250.00	9,638,000.00	56,250.00	0.00	0.00	9,694,250.00	1,839,432.47	2,728,363.25	1,897,255.11	3,221,473.76	9,686,624.59	1,602,958.23	2,721,049.77	1,893,135.18	3,235,339.61	9,652,482.79	0.00	7,725.41	34,941.80	0.00		
MOOE		58,042,000.00	(56,250.00)	57,985,750.00	58,042,000.00	(56,250.00)	0.00	0.00	57,985,750.00	551,443.22	783,391.02	20,201,789.87	36,180,645.21	57,717,269.32	538,207.08	642,182.52	16,824,046.74	21,357,200.45	39,361,636.79	0.00	268,480.68	780,632.53	1,575,000.00		
FinEx (if Applicable)		0.00	0.00	0.00	0.00	0.00	0.00	0.00	0.00	0.00	0.00	0.00	0.00	0.00	0.00	0.00	0.00	0.00	0.00	0.00	0.00	0.00	0.00		
CO		3,580,000.00	0.00	3,580,000.00	3,580,000.00	0.00	0.00	0.00	3,580,000.00	0.00	0.00	3,538,888.00	40,800.00	3,579,688.00	0.00	0.00	3,349,304.72	230,383.28	3,579,688.00	0.00	312.00	0.00			
Operations	3000000000000000	164,330,000.00	0.00	164,330,000.00	164,330,000.00	0.00	0.00	0.00	164,330,000.00	14,670,072.63	25,235,636.30	69,894,940.64	45,743,826.56	155,544,476.13	14,011,810.76	23,395,754.27	59,028,632.86	53,565,358.99	150,001,556.88	0.00	8,785,523.87	2,353,298.13	3,189,621.12		
OO : The illegal use of dangerous drugs by Filipinos is prevented and controlled.		164,330,000.00	0.00	164,330,000.00	164,330,000.00	0.00	0.00	0.00	164,330,000.00	14,670,072.63	25,235,636.30	69,894,940.64	45,743,826.56	155,544,476.13	14,011,810.76	23,395,754.27	59,028,632.86	53,565,358.99	150,001,556.88	0.00	8,785,523.87	2,353,298.13	3,189,621.12		
DRUG ABUSE PREVENTION AND CONTROL PROGRAM		164,330,000.00	0.00	164,330,000.00	164,330,000.00	0.00	0.00	0.00	164,330,000.00	14,670,072.63	25,235,636.30	69,894,940.64	45,743,826.56	155,544,476.13	14,011,810.76	23,395,754.27	59,028,632.86	53,565,358.99	150,001,556.88	0.00	8,785,523.87	2,353,298.13	3,189,621.12		
Policy formulation and other researches through the conduct of surveys/ researches/ studies on drug related issues and concerns	3101001000010000	98,620,000.00	0.00	98,620,000.00	98,620,000.00	0.00	0.00	0.00	98,620,000.00	2,601,436.05	4,091,623.65	54,567,457.04	30,556,907.01	91,817,423.75	2,622,055.52	3,523,774.25	43,212,130.55	37,715,365.54	86,973,325.86	0.00	6,802,576.25	1,854,476.77	3,189,621.12		
PS		8,390,000.00	75,000.00	8,465,000.00	8,390,000.00	75,000.00	0.00	0.00	8,465,000.00	1,459,651.72	1,626,974.89	8,410,660.92	1,421,200.84	14,593,660.92	1,421,200.84	2,997,254.10	1,475,761.78	2,997,254.10	34,400,928.00	0.00	5,343,098.37	37,400.00	0.00		
MOOE		88,980,000.00	(75,000.00)	88,905,000.00	88,980,000.00	(75,000.00)	0.00	0.00	88,905,000.00	1,141,784.33	1,673,853.82	51,910,482.15	27,430,842.53	82,156,762.83	1,100,854.68	1,122,413.06	41,209,935.76	33,951,736.44	77,384,939.94	0.00	8,748,237.11	1,582,201.77	3,189,621.12		
CO		1,250,000.00	0.00	1,250,000.00	1,250,000.00	0.00	0.00	0.00	1,250,000.00	0.00	0.00	1,030,000.00	220,000.00	1,250,000.00	0.00	0.00	448,750.00	766,375.00	1,215,125.00	0.00	0.00	34,875.00			
Development and implementation of advocacies/ information programs and production of IEC materials on Drug Abuse Prevention and Control	3101001000020000	32,254,000.00	0.00	32,254,000.00	32,254,000.00	0.00	0.00	0.00	32,254,000.00	6,797,458.03	7,585,194.79	7,869,379.34	6,573,775.11	30,825,797.27	6,333,344.22	6,966,702.83	8,429,739.06	8,651,075.35	30,370,861.46	0.00	1,428,202.73	454,935.81	0.00		

STATEMENT OF APPROPRIATIONS, ALLOTMENTS, OBLIGATIONS, DISBURSEMENTS AND BALANCES
As at the Quarter Ending December 31, 2019

Department : Other Executive Offices
Agency/Entity : Dangerous Drugs Board
Operating Unit : < not applicable >
Organization Code : 26 006 0000000
Fund Cluster : 01 Regular Agency Fund

X Current Year Appropriations


(e.g. UACS Fund Cluster: 01-Regular Agency Fund, 02-Foreign Assisted Projects Fund, 03-Special Account-Locally Funded/Domestic Grants Fund, and 04-Special Account-Foreign Assisted/Foreign Grants Fund)

Particulars	UACS CODE	Appropriations			Allotments			Current Year Obligations					Current Year Disbursements					Balances						
		Authorized Appropriations	(Transfer To/From, Modifications/)	Adjusted Appropriations	Allotments Received	Adjustments (Reductions, Modifications/ Augmentations)	Transfer To	Transfer From	Adjusted Total Allotments	1st Quarter Ending March 31	2nd Quarter Ending June 30	3rd Quarter Ending Sept. 30	4th Quarter Ending Dec. 31	TOTAL	1st Quarter Ending March 31	2nd Quarter Ending June 30	3rd Quarter Ending Sept. 30	4th Quarter Ending Dec. 31	TOTAL	Unreleased Appro	Unobligated Allotments	Unpaid Obligations (16-20)=(23+24)		
		3	4	5=(3+4)	6	7	8	9	10=[(6+(-17))-8+9]	11	12	13	14	15=[11+12+13+14]	16	17	18	19	20=[16+17+18+19]	21	22	23	24	
CO		20,695,000.00	0.00	20,695,000.00	20,695,000.00	0.00	0.00	0.00	20,695,000.00	0.00	14,276,142.00	5,168,888.00	1,203,546.00	20,648,576.00	0.00	0.00	18,458,718.83	2,082,202.91	20,540,921.74	0.00	46,424.00	107,654.26	0.00	
II. Automatic Appropriations		4,812,000.00	146,149.00	4,958,149.00	4,958,149.00	0.00	0.00	0.00	4,958,149.00	1,062,183.07	1,331,917.25	1,186,907.15	1,250,093.95	4,831,101.42	1,062,183.07	1,331,917.25	1,186,907.15	1,197,376.08	4,778,383.55	0.00	127,047.58	52,717.87	0.00	
Specific Budgets of National Government Agencies		4,812,000.00	146,149.00	4,958,149.00	4,958,149.00	0.00	0.00	0.00	4,958,149.00	1,062,183.07	1,331,917.25	1,186,907.15	1,250,093.95	4,831,101.42	1,062,183.07	1,331,917.25	1,186,907.15	1,197,376.08	4,778,383.55	0.00	127,047.58	52,717.87	0.00	
Retirement and Life Insurance Premiums		4,812,000.00	146,149.00	4,958,149.00	4,958,149.00	0.00	0.00	0.00	4,958,149.00	1,062,183.07	1,331,917.25	1,186,907.15	1,250,093.95	4,831,101.42	1,062,183.07	1,331,917.25	1,186,907.15	1,197,376.08	4,778,383.55	0.00	127,047.58	52,717.87	0.00	
PS		4,812,000.00	146,149.00	4,958,149.00	4,958,149.00	0.00	0.00	0.00	4,958,149.00	1,062,183.07	1,331,917.25	1,186,907.15	1,250,093.95	4,831,101.42	1,062,183.07	1,331,917.25	1,186,907.15	1,197,376.08	4,778,383.55	0.00	127,047.58	52,717.87	0.00	
Sub-Total II. Automatic Appropriations		4,812,000.00	146,149.00	4,958,149.00	4,958,149.00	0.00	0.00	0.00	4,958,149.00	1,062,183.07	1,331,917.25	1,186,907.15	1,250,093.95	4,831,101.42	1,062,183.07	1,331,917.25	1,186,907.15	1,197,376.08	4,778,383.55	0.00	127,047.58	52,717.87	0.00	
PS		4,812,000.00	146,149.00	4,958,149.00	4,958,149.00	0.00	0.00	0.00	4,958,149.00	1,062,183.07	1,331,917.25	1,186,907.15	1,250,093.95	4,831,101.42	1,062,183.07	1,331,917.25	1,186,907.15	1,197,376.08	4,778,383.55	0.00	127,047.58	52,717.87	0.00	
MOOE		0.00	0.00	0.00	0.00	0.00	0.00	0.00	0.00	0.00	0.00	0.00	0.00	0.00	0.00	0.00	0.00	0.00	0.00	0.00	0.00	0.00	0.00	
FinEx		0.00	0.00	0.00	0.00	0.00	0.00	0.00	0.00	0.00	0.00	0.00	0.00	0.00	0.00	0.00	0.00	0.00	0.00	0.00	0.00	0.00	0.00	
CO		0.00	0.00	0.00	0.00	0.00	0.00	0.00	0.00	0.00	0.00	0.00	0.00	0.00	0.00	0.00	0.00	0.00	0.00	0.00	0.00	0.00	0.00	
III. Special Purpose Fund		0.00	6,019,909.00	6,019,909.00	6,019,909.00	0.00	0.00	0.00	6,019,909.00	0.00	792,567.00	646,516.00	4,580,826.00	6,019,909.00	0.00	792,567.00	646,516.00	3,731,785.38	5,170,868.38	0.00	0.00	849,040.62	0.00	
Miscellaneous Personnel Benefits Fund		0.00	4,580,826.00	4,580,826.00	4,580,826.00	0.00	0.00	0.00	4,580,826.00	0.00	0.00	0.00	4,580,826.00	4,580,826.00	0.00	0.00	0.00	3,731,785.38	3,731,785.38	0.00	0.00	849,040.62	0.00	
PS		0.00	4,580,826.00	4,580,826.00	4,580,826.00	0.00	0.00	0.00	4,580,826.00	0.00	0.00	0.00	4,580,826.00	4,580,826.00	0.00	0.00	0.00	3,731,785.38	3,731,785.38	0.00	0.00	849,040.62	0.00	
Pension and Gratuity Fund		0.00	1,439,083.00	1,439,083.00	1,439,083.00	0.00	0.00	0.00	1,439,083.00	0.00	792,567.00	646,516.00	0.00	1,439,083.00	0.00	792,567.00	646,516.00	0.00	1,439,083.00	0.00	0.00	0.00	0.00	
PS		0.00	1,439,083.00	1,439,083.00	1,439,083.00	0.00	0.00	0.00	1,439,083.00	0.00	792,567.00	646,516.00	0.00	1,439,083.00	0.00	792,567.00	646,516.00	0.00	1,439,083.00	0.00	0.00	0.00	0.00	
Sub-Total III. Special Purpose Fund		0.00	6,019,909.00	6,019,909.00	6,019,909.00	0.00	0.00	0.00	6,019,909.00	0.00	792,567.00	646,516.00	4,580,826.00	6,019,909.00	0.00	792,567.00	646,516.00	3,731,785.38	5,170,868.38	0.00	0.00	849,040.62	0.00	
PS		0.00	6,019,909.00	6,019,909.00	6,019,909.00	0.00	0.00	0.00	6,019,909.00	0.00	792,567.00	646,516.00	4,580,826.00	6,019,909.00	0.00	792,567.00	646,516.00	3,731,785.38	5,170,868.38	0.00	0.00	849,040.62	0.00	
MOOE		0.00	0.00	0.00	0.00	0.00	0.00	0.00	0.00	0.00	0.00	0.00	0.00	0.00	0.00	0.00	0.00	0.00	0.00	0.00	0.00	0.00	0.00	
FinEx		0.00	0.00	0.00	0.00	0.00	0.00	0.00	0.00	0.00	0.00	0.00	0.00	0.00	0.00	0.00	0.00	0.00	0.00	0.00	0.00	0.00	0.00	
CO		0.00	0.00	0.00	0.00	0.00	0.00	0.00	0.00	0.00	0.00	0.00	0.00	0.00	0.00	0.00	0.00	0.00	0.00	0.00	0.00	0.00	0.00	
GRAND TOTAL		306,553,000.00	6,166,058.00	312,719,058.00	305,756,149.00	6,019,909.00	0.00	0.00	311,776,058.00	29,478,694.45	60,042,421.31	109,585,680.42	102,975,266.40	302,082,062.58	28,352,196.40	42,959,389.99	107,565,168.96	95,285,119.60	274,161,874.95	943,000.00	9,693,995.41	4,562,286.21	23,357,901.42	
PS		59,810,000.00	8,566,058.00	68,376,058.00	59,013,149.00	8,419,909.00	0.00	0.00	67,433,058.00	12,015,485.10	19,672,540.77	13,871,154.75	21,840,539.24	67,199,719.86	11,690,065.32	19,561,860.19	13,659,045.85	21,080,957.12	65,991,948.48	943,000.00	233,338.14	1,207,771.38	0.00	
MOOE		226,048,000.00	(2,400,000.00)	223,648,000.00	226,048,000.00	(2,400,000.00)	0.00	0.00	223,648,000.00	17,463,209.35	26,093,738.54	90,545,637.67	80,131,181.16	214,233,766.72	16,662,111.08	23,397,529.80	75,447,404.28	72,121,959.57	187,629,004.73	0.00	9,414,233.28	3,246,860.57	23,357,901.42	
CO		20,695,000.00	0.00	20,695,000.00	20,695,000.00	0.00	0.00	0.00	20,695,000.00	0.00	14,276,142.00	5,168,888.00	1,203,546.00	20,648,576.00	0.00	0.00	18,458,718.83	2,082,202.91	20,540,921.74	0.00	46,424.00	107,654.26	0.00	
Recapitulation by OO:																								
I. Agency Specific Budget		164,330,000.00	0.00	164,330,000.00	164,330,000.00	0.00	0.00	0.00	164,330,000.00	14,670,072.63	25,235,636.30	69,894,940.64	45,743,826.56	155,544,476.13	14,011,810.76	23,395,754.27	59,028,632.86	63,565,358.99	150,001,556.88	0.00	8,785,523.81	2,353,298.13	3,189,621.12	
DRUG ABUSE PREVENTION AND CONTROL PROGRAM		164,330,000.00	0.00	164,330,000.00	164,330,000.00	0.00	0.00	0.00	164,330,000.00	14,670,072.63	25,235,636.30	69,894,940.64	45,743,826.56	155,544,476.13	14,011,810.76	23,395,754.27	59,028,632.86	63,565,358.99	150,001,556.88	0.00	8,785,523.81	2,353,298.13	3,189,621.12	

This report was generated using the Unified Reporting System on 12/02/2020 14:35 version.FAR1.1.5 ; Status : SUBMITTED


Certified Correct:

KRISTINE E. BANOG
Budget Officer I
Date: 2020-02-12 06:53:50.0

Certified Correct:

LUDIVINA E. JARIN
Acting Accountant III
Date:

Recommending Approval:

MA. VICTORIA C. SORNE
Acting Chief, AFMD
Date: 2020-02-12 06:56:

Approved By:

Usec. EARL B. SAAVEDRA, MPA
Executive Director
Date: 2020-02-12 13:58:

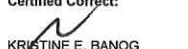
STATEMENT OF APPROPRIATIONS, ALLOTMENTS, OBLIGATIONS, DISBURSEMENTS AND BALANCES
As at the Quarter Ending December 31, 2019


Department : Other Executive Offices
 Agency/Entity : Dangerous Drugs Board
 Operating Unit : < not applicable >
 Organization Code : 26 006 0000000
 Fund Cluster : 03 Special Account - Locally Funded/Domestic Grants Fund


X	Current Year Appropriations

(e.g. UACS Fund Cluster: 01-Regular Agency Fund, 02-Foreign Assisted Projects Fund, 03-Special Account-Locally Funded/Domestic Grants Fund, and 04-Special Account-Foreign Assisted/Foreign Grants Fund)

Particulars	UACS CODE	Appropriations			Allotments					Current Year Obligations					Current Year Disbursements					Balances				
		Authorized Appropriations	Adjustments (Transfer To/From, Modifications)	Adjusted Appropriations	Allotments Received	Adjustments (Reductions, Modifications, Augmentations)	Transfer To	Transfer From	Adjusted Total Allotments	1st Quarter Ending March 31	2nd Quarter Ending June 30	3rd Quarter Ending Sept. 30	4th Quarter Ending Dec. 31	TOTAL	1st Quarter Ending March 31	2nd Quarter Ending June 30	3rd Quarter Ending Sept. 30	4th Quarter Ending Dec. 31	TOTAL	Unreleased Appro	Unobligated Allotments	Unpaid Obligations (18-20)=(23+24)		
																						Due and Demandable	Not Yet Due and Demandable	
1	2	3	4	5=(3+4)	6	7	8	9	10=[(6+7)-8+9]	11	12	13	14	15=[(11+12+13+14)]	16	17	18	19	20=[(16+17+18+19)]	21	22	23	24	
II. Automatic Appropriations		77,000,000.00	0.00	77,000,000.00	106,512,617.00	0.00	0.00	0.00	106,512,617.00	0.00	0.00	0.00	0.00	106,500,000.00	106,500,000.00	0.00	0.00	0.00	106,500,000.00	106,500,000.00	(29,512,617.00)	12,617.00	0.00	0.00
Special Accounts in the General Fund		77,000,000.00	0.00	77,000,000.00	106,512,617.00	0.00	0.00	0.00	106,512,617.00	0.00	0.00	0.00	0.00	106,500,000.00	106,500,000.00	0.00	0.00	0.00	106,500,000.00	106,500,000.00	(29,512,617.00)	12,617.00	0.00	0.00
DOB SAGF		77,000,000.00	0.00	77,000,000.00	106,512,617.00	0.00	0.00	0.00	106,512,617.00	0.00	0.00	0.00	0.00	106,500,000.00	106,500,000.00	0.00	0.00	0.00	106,500,000.00	106,500,000.00	(29,512,617.00)	12,617.00	0.00	0.00
MOOE		77,000,000.00	0.00	77,000,000.00	106,512,617.00	0.00	0.00	0.00	106,512,617.00	0.00	0.00	0.00	0.00	106,500,000.00	106,500,000.00	0.00	0.00	0.00	106,500,000.00	106,500,000.00	(29,512,617.00)	12,617.00	0.00	0.00
Sub-total II. Automatic Appropriations		77,000,000.00	0.00	77,000,000.00	106,512,617.00	0.00	0.00	0.00	106,512,617.00	0.00	0.00	0.00	0.00	106,500,000.00	106,500,000.00	0.00	0.00	0.00	106,500,000.00	106,500,000.00	(29,512,617.00)	12,617.00	0.00	0.00
PS		0.00	0.00	0.00	0.00	0.00	0.00	0.00	0.00	0.00	0.00	0.00	0.00	0.00	0.00	0.00	0.00	0.00	0.00	0.00	0.00	0.00	0.00	0.00
MOOE		77,000,000.00	0.00	77,000,000.00	106,512,617.00	0.00	0.00	0.00	106,512,617.00	0.00	0.00	0.00	0.00	106,500,000.00	106,500,000.00	0.00	0.00	0.00	106,500,000.00	106,500,000.00	(29,512,617.00)	12,617.00	0.00	0.00
FinEx		0.00	0.00	0.00	0.00	0.00	0.00	0.00	0.00	0.00	0.00	0.00	0.00	0.00	0.00	0.00	0.00	0.00	0.00	0.00	0.00	0.00	0.00	0.00
CO		0.00	0.00	0.00	0.00	0.00	0.00	0.00	0.00	0.00	0.00	0.00	0.00	0.00	0.00	0.00	0.00	0.00	0.00	0.00	0.00	0.00	0.00	0.00
GRAND TOTAL		77,000,000.00	0.00	77,000,000.00	106,512,617.00	0.00	0.00	0.00	106,512,617.00	0.00	0.00	0.00	0.00	106,500,000.00	106,500,000.00	0.00	0.00	0.00	106,500,000.00	106,500,000.00	(29,512,617.00)	12,617.00	0.00	0.00
MOOE		77,000,000.00	0.00	77,000,000.00	106,512,617.00	0.00	0.00	0.00	106,512,617.00	0.00	0.00	0.00	0.00	106,500,000.00	106,500,000.00	0.00	0.00	0.00	106,500,000.00	106,500,000.00	(29,512,617.00)	12,617.00	0.00	0.00

Certified Correct:

 KRISTINE E. BANOG
 Budget Officer I

Certified Correct:

 LUDIVINA E. JARIN
 Acting Accountant III

Recommending Approval:

 MA. VICTORIA C. SORNE
 Acting Chief, AFMD

Approved By:

 Usec. EARL S. SAAVEDRA, MRA
 Executive Director