

SUMMARY OF APPROPRIATIONS, ALLOTMENTS, OBLIGATIONS, DISBURSEMENTS AND BALANCES BY OBJECT OF EXPENDITURES

As at the Quarter Ending December 31, 2024

Department : Other Executive Offices (OEOs)
 Agency/Entity : Dangerous Drugs Board
 Operating Unit : < not applicable >
 Organization Code (UACS) : 26 006 0000000
 Fund Cluster : 01 - Regular Agency Fund

| | |
|---|-----------------------------|
| | Current Year Appropriations |
| | Supplemental Appropriations |
| X | Continuing Appropriations |

(e.g. UACS Fund Cluster: 01-Regular Agency Fund, 02-Foreign Assisted Projects Fund, 03-Special Account-Locally Funded/Domestic Grants Fund, and 04-Special Account-Foreign Assisted/Foreign Grants Fund)

| Particulars | UACS CODE | Appropriations | | Allotments | | | | | | Obligations | | | | | Disbursements | | | | | Balances | | | | | |
|--|------------|---------------------------|--|-------------------------|------------|---------------|---|-------------|---------------|---------------------|-----------------------------|----------------------------|---------------------------------|--------------------------------|------------------|-----------------------------|----------------------------|---------------------------------|--------------------------------|------------------|--------------------------|------------------------|------------------------------------|----------------------------|------|
| | | Authorized Appropriations | Adjustments (Transfer To/From, Modifications/Auamations) | Adjusted Appropriations | Allotments | | Adjustments (Reductions, Modifications/Augmentations) | Transfer To | Transfer From | Adjusted Allotments | 1st Quarter Ending March 31 | 2nd Quarter Ending June 30 | 3rd Quarter Ending September 30 | 4th Quarter Ending December 31 | Total | 1st Quarter Ending March 31 | 2nd Quarter Ending June 30 | 3rd Quarter Ending September 30 | 4th Quarter Ending December 31 | Total | Unused Funds | | Unpaid Obligations (16-21)=(24+25) | | |
| | | | | | SARO | Unobligated | | | | | | | | | | | | | | | Unexpended Appropriation | Unobligated Allotments | Due and Demandable | Not Yet Due and Demandable | |
| 1 | 2 | 3 | 4 | 5=(3+4) | 6 | 7 | 8 | 9 | 10 | 11=(8+7+9+10) | 12 | 13 | 14 | 15 | 16=(12+13+14+15) | 17 | 18 | 19 | 20 | 21=(17+18+19+20) | 22=(5-11) | 23=(11-16) | 24 | 25 | |
| SUMMARY | | 0.00 | 0.00 | 0.00 | 0.00 | 38,367,601.98 | 0.00 | 0.00 | 0.00 | 38,367,601.98 | 1,833,721.00 | 2,092,207.70 | 5,928,641.48 | 6,734,191.20 | 16,588,761.38 | 1,754,351.32 | 1,801,581.42 | 5,021,187.84 | 7,311,429.10 | 15,888,549.68 | 0.00 | 21,778,840.60 | 352,507.86 | 347,703.84 | |
| Unobligated Allotment | | 0.00 | 0.00 | 0.00 | 0.00 | 38,367,601.98 | 0.00 | 0.00 | 0.00 | 38,367,601.98 | 1,833,721.00 | 2,092,207.70 | 5,928,641.48 | 6,734,191.20 | 16,588,761.38 | 1,754,351.32 | 1,801,581.42 | 5,021,187.84 | 7,311,429.10 | 15,888,549.68 | 0.00 | 21,778,840.60 | 352,507.86 | 347,703.84 | |
| I. AGENCY SPECIFIC BUDGET | | 0.00 | 0.00 | 0.00 | 0.00 | 38,367,601.98 | 0.00 | 0.00 | 0.00 | 38,367,601.98 | 1,833,721.00 | 2,092,207.70 | 5,928,641.48 | 6,734,191.20 | 16,588,761.38 | 1,754,351.32 | 1,801,581.42 | 5,021,187.84 | 7,311,429.10 | 15,888,549.68 | 0.00 | 21,778,840.60 | 352,507.86 | 347,703.84 | |
| Maintenance and Other Operating Expenses | | 0.00 | 0.00 | 0.00 | 0.00 | 38,367,601.98 | 0.00 | 0.00 | 0.00 | 38,367,601.98 | 1,833,721.00 | 2,092,207.70 | 5,928,641.48 | 6,734,191.20 | 16,588,761.38 | 1,754,351.32 | 1,801,581.42 | 5,021,187.84 | 7,311,429.10 | 15,888,549.68 | 0.00 | 21,778,840.60 | 352,507.86 | 347,703.84 | |
| Traveling Expenses | | 0.00 | 0.00 | 0.00 | 0.00 | 752,804.67 | 0.00 | 0.00 | 0.00 | 752,804.67 | 0.00 | 0.00 | 0.00 | 0.00 | 0.00 | 0.00 | 0.00 | 0.00 | 0.00 | 0.00 | 0.00 | 0.00 | 752,804.67 | 0.00 | 0.00 |
| Traveling Expenses - Local | 5020101000 | 0.00 | 0.00 | 0.00 | 0.00 | 705,368.60 | 0.00 | 0.00 | 0.00 | 705,368.60 | 0.00 | 0.00 | 0.00 | 0.00 | 0.00 | 0.00 | 0.00 | 0.00 | 0.00 | 0.00 | 0.00 | 0.00 | 705,368.60 | 0.00 | 0.00 |
| Traveling Expenses - Foreign | 5020102000 | 0.00 | 0.00 | 0.00 | 0.00 | 47,436.07 | 0.00 | 0.00 | 0.00 | 47,436.07 | 0.00 | 0.00 | 0.00 | 0.00 | 0.00 | 0.00 | 0.00 | 0.00 | 0.00 | 0.00 | 0.00 | 0.00 | 47,436.07 | 0.00 | 0.00 |
| Training and Scholarship Expenses | | 0.00 | 0.00 | 0.00 | 0.00 | 12,197,203.13 | 0.00 | 0.00 | 0.00 | 12,197,203.13 | 1,416,642.60 | 1,734,331.75 | 2,744,863.09 | 1,840,980.72 | 7,736,818.16 | 1,346,038.22 | 1,440,435.39 | 2,278,224.67 | 2,608,255.18 | 7,672,953.46 | 0.00 | 4,460,384.97 | 63,864.70 | 0.00 | |
| Training Expenses | 5020201000 | 0.00 | 0.00 | 0.00 | 0.00 | 12,197,203.13 | 0.00 | 0.00 | 0.00 | 12,197,203.13 | 1,416,642.60 | 1,734,331.75 | 2,744,863.09 | 1,840,980.72 | 7,736,818.16 | 1,346,038.22 | 1,440,435.39 | 2,278,224.67 | 2,608,255.18 | 7,672,953.46 | 0.00 | 4,460,384.97 | 63,864.70 | 0.00 | |
| ICT Training Expenses | 5020201001 | 0.00 | 0.00 | 0.00 | 0.00 | 4,485,280.25 | 0.00 | 0.00 | 0.00 | 4,485,280.25 | 1,334,347.60 | 1,594,331.75 | 1,042,089.09 | 514,511.81 | 4,485,280.25 | 1,263,743.22 | 1,308,957.13 | 723,104.54 | 1,130,300.36 | 4,426,105.25 | 0.00 | 0.00 | 59,175.00 | 0.00 | |
| Training Expenses | 5020201002 | 0.00 | 0.00 | 0.00 | 0.00 | 7,711,922.88 | 0.00 | 0.00 | 0.00 | 7,711,922.88 | 82,295.00 | 140,000.00 | 1,702,774.00 | 1,326,468.91 | 3,251,537.91 | 82,295.00 | 131,478.26 | 1,555,120.13 | 3,246,848.21 | 0.00 | 0.00 | 4,689.70 | 0.00 | 0.00 | |
| Supplies and Materials Expenses | | 0.00 | 0.00 | 0.00 | 0.00 | 1,894,143.05 | 0.00 | 0.00 | 0.00 | 1,894,143.05 | 0.00 | 0.00 | 0.00 | 1,307,703.84 | 1,307,703.84 | 0.00 | 0.00 | 0.00 | 908,571.43 | 908,571.43 | 0.00 | 586,439.21 | 51,428.57 | 347,703.84 | |
| Office Supplies Expenses | 5020301000 | 0.00 | 0.00 | 0.00 | 0.00 | 242,278.79 | 0.00 | 0.00 | 0.00 | 242,278.79 | 0.00 | 0.00 | 0.00 | 0.00 | 0.00 | 0.00 | 0.00 | 0.00 | 0.00 | 0.00 | 0.00 | 242,278.79 | 0.00 | 0.00 | |
| ICT Office Supplies | 5020301001 | 0.00 | 0.00 | 0.00 | 0.00 | 89,537.44 | 0.00 | 0.00 | 0.00 | 89,537.44 | 0.00 | 0.00 | 0.00 | 0.00 | 0.00 | 0.00 | 0.00 | 0.00 | 0.00 | 0.00 | 0.00 | 89,537.44 | 0.00 | 0.00 | |
| Office Supplies Expenses | 5020301002 | 0.00 | 0.00 | 0.00 | 0.00 | 152,741.35 | 0.00 | 0.00 | 0.00 | 152,741.35 | 0.00 | 0.00 | 0.00 | 0.00 | 0.00 | 0.00 | 0.00 | 0.00 | 0.00 | 0.00 | 0.00 | 152,741.35 | 0.00 | 0.00 | |
| Semi-Expendable Machinery and Equipment | 5020321000 | 0.00 | 0.00 | 0.00 | 0.00 | 1,431,731.51 | 0.00 | 0.00 | 0.00 | 1,431,731.51 | 0.00 | 0.00 | 0.00 | 1,307,703.84 | 1,307,703.84 | 0.00 | 0.00 | 0.00 | 908,571.43 | 908,571.43 | 0.00 | 124,027.67 | 51,428.57 | 347,703.84 | |
| Office Equipment | 5020321002 | 0.00 | 0.00 | 0.00 | 0.00 | 58,551.00 | 0.00 | 0.00 | 0.00 | 58,551.00 | 0.00 | 0.00 | 0.00 | 0.00 | 0.00 | 0.00 | 0.00 | 0.00 | 0.00 | 0.00 | 0.00 | 58,551.00 | 0.00 | 0.00 | |
| Information and Communications Technology | 5020321003 | 0.00 | 0.00 | 0.00 | 0.00 | 1,373,176.51 | 0.00 | 0.00 | 0.00 | 1,373,176.51 | 0.00 | 0.00 | 0.00 | 1,307,703.84 | 1,307,703.84 | 0.00 | 0.00 | 0.00 | 908,571.43 | 908,571.43 | 0.00 | 65,472.67 | 51,428.57 | 347,703.84 | |
| Other Machinery and Equipment | 5020321099 | 0.00 | 0.00 | 0.00 | 0.00 | 4.00 | 0.00 | 0.00 | 0.00 | 4.00 | 0.00 | 0.00 | 0.00 | 0.00 | 0.00 | 0.00 | 0.00 | 0.00 | 0.00 | 0.00 | 0.00 | 4.00 | 0.00 | 0.00 | |
| Semi-Expendable Furniture, Fixtures and Books | 5020322000 | 0.00 | 0.00 | 0.00 | 0.00 | 280.00 | 0.00 | 0.00 | 0.00 | 280.00 | 0.00 | 0.00 | 0.00 | 0.00 | 0.00 | 0.00 | 0.00 | 0.00 | 0.00 | 0.00 | 0.00 | 280.00 | 0.00 | 0.00 | |
| Furniture and Fixtures | 5020322001 | 0.00 | 0.00 | 0.00 | 0.00 | 280.00 | 0.00 | 0.00 | 0.00 | 280.00 | 0.00 | 0.00 | 0.00 | 0.00 | 0.00 | 0.00 | 0.00 | 0.00 | 0.00 | 0.00 | 0.00 | 280.00 | 0.00 | 0.00 | |
| Other Supplies and Materials Expenses | 5020399000 | 0.00 | 0.00 | 0.00 | 0.00 | 219,852.75 | 0.00 | 0.00 | 0.00 | 219,852.75 | 0.00 | 0.00 | 0.00 | 0.00 | 0.00 | 0.00 | 0.00 | 0.00 | 0.00 | 0.00 | 0.00 | 219,852.75 | 0.00 | 0.00 | |
| Utility Expenses | | 0.00 | 0.00 | 0.00 | 0.00 | 421,162.15 | 0.00 | 0.00 | 0.00 | 421,162.15 | 0.00 | 0.00 | 0.00 | 0.00 | 0.00 | 0.00 | 0.00 | 0.00 | 0.00 | 0.00 | 0.00 | 421,162.15 | 0.00 | 0.00 | |
| Water Expenses | 5020401000 | 0.00 | 0.00 | 0.00 | 0.00 | 325,193.98 | 0.00 | 0.00 | 0.00 | 325,193.98 | 0.00 | 0.00 | 0.00 | 0.00 | 0.00 | 0.00 | 0.00 | 0.00 | 0.00 | 0.00 | 0.00 | 325,193.98 | 0.00 | 0.00 | |
| Electricity Expenses | 5020402000 | 0.00 | 0.00 | 0.00 | 0.00 | 95,968.17 | 0.00 | 0.00 | 0.00 | 95,968.17 | 0.00 | 0.00 | 0.00 | 0.00 | 0.00 | 0.00 | 0.00 | 0.00 | 0.00 | 0.00 | 0.00 | 95,968.17 | 0.00 | 0.00 | |
| Communication Expenses | | 0.00 | 0.00 | 0.00 | 0.00 | 370,301.37 | 0.00 | 0.00 | 0.00 | 370,301.37 | 0.00 | 0.00 | 0.00 | 0.00 | 0.00 | 0.00 | 0.00 | 0.00 | 0.00 | 0.00 | 0.00 | 370,301.37 | 0.00 | 0.00 | |
| Postage and Courier Services | 5020501000 | 0.00 | 0.00 | 0.00 | 0.00 | 17,023.00 | 0.00 | 0.00 | 0.00 | 17,023.00 | 0.00 | 0.00 | 0.00 | 0.00 | 0.00 | 0.00 | 0.00 | 0.00 | 0.00 | 0.00 | 0.00 | 17,023.00 | 0.00 | 0.00 | |
| Telephone Expenses | 5020502000 | 0.00 | 0.00 | 0.00 | 0.00 | 277,998.37 | 0.00 | 0.00 | 0.00 | 277,998.37 | 0.00 | 0.00 | 0.00 | 0.00 | 0.00 | 0.00 | 0.00 | 0.00 | 0.00 | 0.00 | 0.00 | 277,998.37 | 0.00 | 0.00 | |
| Mobile | 5020502001 | 0.00 | 0.00 | 0.00 | 0.00 | 105,817.13 | 0.00 | 0.00 | 0.00 | 105,817.13 | 0.00 | 0.00 | 0.00 | 0.00 | 0.00 | 0.00 | 0.00 | 0.00 | 0.00 | 0.00 | 0.00 | 105,817.13 | 0.00 | 0.00 | |
| Landline | 5020502002 | 0.00 | 0.00 | 0.00 | 0.00 | 172,181.24 | 0.00 | 0.00 | 0.00 | 172,181.24 | 0.00 | 0.00 | 0.00 | 0.00 | 0.00 | 0.00 | 0.00 | 0.00 | 0.00 | 0.00 | 0.00 | 172,181.24 | 0.00 | 0.00 | |
| Internet Subscription Expenses | 5020503000 | 0.00 | 0.00 | 0.00 | 0.00 | 75,280.00 | 0.00 | 0.00 | 0.00 | 75,280.00 | 0.00 | 0.00 | 0.00 | 0.00 | 0.00 | 0.00 | 0.00 | 0.00 | 0.00 | 0.00 | 0.00 | 75,280.00 | 0.00 | 0.00 | |
| Survey, Research, Exploration and | | 0.00 | 0.00 | 0.00 | 0.00 | 1,752,000.00 | 0.00 | 0.00 | 0.00 | 1,752,000.00 | 0.00 | 0.00 | 0.00 | 0.00 | 0.00 | 0.00 | 0.00 | 0.00 | 0.00 | 0.00 | 0.00 | 1,752,000.00 | 0.00 | 0.00 | |
| Research, Exploration and Development Expenses | 5020702000 | 0.00 | 0.00 | 0.00 | 0.00 | 1,752,000.00 | 0.00 | 0.00 | 0.00 | 1,752,000.00 | 0.00 | 0.00 | 0.00 | 0.00 | 0.00 | 0.00 | 0.00 | 0.00 | 0.00 | 0.00 | 0.00 | 1,752,000.00 | 0.00 | 0.00 | |
| Research, Exploration and Development | 5020702002 | 0.00 | 0.00 | 0.00 | 0.00 | 1,752,000.00 | 0.00 | 0.00 | 0.00 | 1,752,000.00 | 0.00 | 0.00 | 0.00 | 0.00 | 0.00 | 0.00 | 0.00 | 0.00 | 0.00 | 0.00 | 0.00 | 1,752,000.00 | 0.00 | 0.00 | |
| Confidential, Intelligence and Extraordinary | | 0.00 | 0.00 | 0.00 | 0.00 | 38,500.00 | 0.00 | 0.00 | 0.00 | 38,500.00 | 0.00 | 0.00 | 0.00 | 0.00 | 0.00 | 0.00 | 0.00 | 0.00 | 0.00 | 0.00 | 0.00 | 38,500.00 | 0.00 | 0.00 | |
| Extraordinary and Miscellaneous Expenses | 5021003000 | 0.00 | 0.00 | 0.00 | 0.00 | 38,500.00 | 0.00 | 0.00 | 0.00 | 38,500.00 | 0.00 | 0.00 | 0.00 | 0.00 | 0.00 | 0.00 | 0.00 | 0.00 | 0.00 | 0.00 | 0.00 | 38,500.00 | 0.00 | 0.00 | |
| Professional Services | | 0.00 | 0.00 | 0.00 | 0.00 | 8,750,695.24 | 0.00 | 0.00 | 0.00 | 8,750,695.24 | 406,970.48 | 357,875.95 | 2,558,778.39 | 829,708.64 | 4,153,331.46 | 398,205.18 | 361,146.03 | 2,151,445.32 | 1,215,057.84 | 4,125,854.37 | | | | | |

SUMMARY OF APPROPRIATIONS, ALLOTMENTS, OBLIGATIONS, DISBURSEMENTS AND BALANCES BY OBJECT OF EXPENDITURES
As at the Quarter Ending December 31, 2024

Department : Other Executive Offices (OEOs)
 Agency/Entity : Dangerous Drugs Board
 Operating Unit : < not applicable >
 Organization Code (UACS) : 26 006 0000000
 Fund Cluster : 01 - Regular Agency Fund


| | |
|---|-----------------------------|
| | Current Year Appropriations |
| | Supplemental Appropriations |
| X | Continuing Appropriations |


(e.g. UACS Fund Cluster: 01-Regular Agency Fund, 02-Foreign Assisted Projects Fund, 03-Special Account-Locally Funded/Domestic Grants Fund, and 04-Special Account-Foreign Assisted/Foreign Grants Fund)


| Particulars | UACS CODE | Appropriations | | Allotments | | | | | | Obligations | | | | Disbursements | | | | Balances | | | | | | | | |
|--|------------|---------------------------|--|-------------------------|-------------|----------------------|--|-------------|---------------|----------------------|-----------------------------|----------------------------|---------------------------------|--------------------------------|----------------------|-----------------------------|----------------------------|---------------------------------|--------------------------------|----------------------|--------------------------|------------------------|------------------------------------|----------------------------|------|------|
| | | Authorized Appropriations | Adjustments (Transfer To/From, Modifications/ Augmentations) | Adjusted Appropriations | Allotments | | Adjustments (Reductions, Modifications/ Augmentations) | Transfer To | Transfer From | Adjusted Allotments | 1st Quarter Ending March 31 | 2nd Quarter Ending June 30 | 3rd Quarter Ending September 30 | 4th Quarter Ending December 31 | Total | 1st Quarter Ending March 31 | 2nd Quarter Ending June 30 | 3rd Quarter Ending September 30 | 4th Quarter Ending December 31 | Total | Unused Funds | | Unpaid Obligations (16-21)-(24+25) | | | |
| | | | | | SARO | Unobligated | | | | | | | | | | | | | | | Unreleased Appropriation | Unobligated Allotments | Due and Demandable | Not Yet Due and Demandable | | |
| 1 | 2 | 3 | 4 | 5=(3+4) | 6 | 7 | 8 | 9 | 10 | 11=(8+7+(9)-8+10) | 12 | 13 | 14 | 15 | 16=(12+13+14+15) | 17 | 18 | 19 | 20 | 21=(17+18+19+20) | 22=(5-11) | 23=(11-16) | 24 | 25 | | |
| Insurance Expenses | 5021503000 | 0.00 | 0.00 | 0.00 | 0.00 | 68,813.52 | 0.00 | 0.00 | 0.00 | 68,813.52 | 0.00 | 0.00 | 0.00 | 0.00 | 0.00 | 0.00 | 0.00 | 0.00 | 0.00 | 0.00 | 0.00 | 0.00 | 68,813.52 | 0.00 | 0.00 | |
| Other Maintenance and Operating Expenses | | 0.00 | 0.00 | 0.00 | 0.00 | 10,896,113.75 | 0.00 | 0.00 | 0.00 | 10,896,113.75 | 10,107.92 | 0.00 | 625,000.00 | 1,800,000.00 | 2,435,107.92 | 10,107.92 | 0.00 | 591,517.85 | 1,683,482.15 | 2,285,107.92 | 0.00 | 0.00 | 8,461,005.83 | 150,000.00 | 0.00 | |
| Advertising Expenses | 5029901000 | 0.00 | 0.00 | 0.00 | 0.00 | 2,629,465.44 | 0.00 | 0.00 | 0.00 | 2,629,465.44 | 0.00 | 0.00 | 0.00 | 0.00 | 0.00 | 0.00 | 0.00 | 0.00 | 0.00 | 0.00 | 0.00 | 0.00 | 2,629,465.44 | 0.00 | 0.00 | |
| Printing and Publication Expenses | 5029902000 | 0.00 | 0.00 | 0.00 | 0.00 | 2,804,520.00 | 0.00 | 0.00 | 0.00 | 2,804,520.00 | 0.00 | 0.00 | 0.00 | 0.00 | 0.00 | 0.00 | 0.00 | 0.00 | 0.00 | 0.00 | 0.00 | 0.00 | 0.00 | 2,804,520.00 | 0.00 | 0.00 |
| Representation Expenses | 5029903000 | 0.00 | 0.00 | 0.00 | 0.00 | 2,466,843.79 | 0.00 | 0.00 | 0.00 | 2,466,843.79 | 0.00 | 0.00 | 0.00 | 0.00 | 0.00 | 0.00 | 0.00 | 0.00 | 0.00 | 0.00 | 0.00 | 0.00 | 0.00 | 2,466,843.79 | 0.00 | 0.00 |
| Rent/Lease Expenses | 5029905000 | 0.00 | 0.00 | 0.00 | 0.00 | 74,887.92 | 0.00 | 0.00 | 0.00 | 74,887.92 | 0.00 | 0.00 | 0.00 | 0.00 | 0.00 | 0.00 | 0.00 | 0.00 | 0.00 | 0.00 | 0.00 | 0.00 | 0.00 | 74,887.92 | 0.00 | 0.00 |
| Rents - Building and Structures | 5029905001 | 0.00 | 0.00 | 0.00 | 0.00 | 19,441.64 | 0.00 | 0.00 | 0.00 | 19,441.64 | 0.00 | 0.00 | 0.00 | 0.00 | 0.00 | 0.00 | 0.00 | 0.00 | 0.00 | 0.00 | 0.00 | 0.00 | 0.00 | 19,441.64 | 0.00 | 0.00 |
| Rents - Motor Vehicles | 5029905003 | 0.00 | 0.00 | 0.00 | 0.00 | 47,106.32 | 0.00 | 0.00 | 0.00 | 47,106.32 | 0.00 | 0.00 | 0.00 | 0.00 | 0.00 | 0.00 | 0.00 | 0.00 | 0.00 | 0.00 | 0.00 | 0.00 | 0.00 | 47,106.32 | 0.00 | 0.00 |
| Rents - Equipment | 5029905004 | 0.00 | 0.00 | 0.00 | 0.00 | 8,339.96 | 0.00 | 0.00 | 0.00 | 8,339.96 | 0.00 | 0.00 | 0.00 | 0.00 | 0.00 | 0.00 | 0.00 | 0.00 | 0.00 | 0.00 | 0.00 | 0.00 | 0.00 | 8,339.96 | 0.00 | 0.00 |
| Subscription Expenses | 5029907000 | 0.00 | 0.00 | 0.00 | 0.00 | 2,580,277.52 | 0.00 | 0.00 | 0.00 | 2,580,277.52 | 10,107.92 | 0.00 | 625,000.00 | 1,800,000.00 | 2,435,107.92 | 10,107.92 | 0.00 | 591,517.85 | 1,683,482.15 | 2,285,107.92 | 0.00 | 0.00 | 145,169.60 | 150,000.00 | 0.00 | |
| ICT Software Subscription | 5029907001 | 0.00 | 0.00 | 0.00 | 0.00 | 2,497,847.52 | 0.00 | 0.00 | 0.00 | 2,497,847.52 | 10,107.92 | 0.00 | 625,000.00 | 1,800,000.00 | 2,435,107.92 | 10,107.92 | 0.00 | 591,517.85 | 1,683,482.15 | 2,285,107.92 | 0.00 | 0.00 | 62,739.60 | 150,000.00 | 0.00 | |
| Library and Other Reading Materials Subscription | 5029907004 | 0.00 | 0.00 | 0.00 | 0.00 | 82,430.00 | 0.00 | 0.00 | 0.00 | 82,430.00 | 0.00 | 0.00 | 0.00 | 0.00 | 0.00 | 0.00 | 0.00 | 0.00 | 0.00 | 0.00 | 0.00 | 0.00 | 0.00 | 82,430.00 | 0.00 | 0.00 |
| Other Maintenance and Operating Expenses | 5029999000 | 0.00 | 0.00 | 0.00 | 0.00 | 340,119.08 | 0.00 | 0.00 | 0.00 | 340,119.08 | 0.00 | 0.00 | 0.00 | 0.00 | 0.00 | 0.00 | 0.00 | 0.00 | 0.00 | 0.00 | 0.00 | 0.00 | 0.00 | 340,119.08 | 0.00 | 0.00 |
| Other Maintenance and Operating Expenses | 5029999099 | 0.00 | 0.00 | 0.00 | 0.00 | 340,119.08 | 0.00 | 0.00 | 0.00 | 340,119.08 | 0.00 | 0.00 | 0.00 | 0.00 | 0.00 | 0.00 | 0.00 | 0.00 | 0.00 | 0.00 | 0.00 | 0.00 | 0.00 | 340,119.08 | 0.00 | 0.00 |
| Capital Outlays | | 0.00 | 0.00 | 0.00 | 0.00 | 9,000.00 | 0.00 | 0.00 | 0.00 | 9,000.00 | 0.00 | 0.00 | 0.00 | 0.00 | 0.00 | 0.00 | 0.00 | 0.00 | 0.00 | 0.00 | 0.00 | 0.00 | 0.00 | 9,000.00 | 0.00 | 0.00 |
| Property, Plant and Equipment Outlay | | 0.00 | 0.00 | 0.00 | 0.00 | 9,000.00 | 0.00 | 0.00 | 0.00 | 9,000.00 | 0.00 | 0.00 | 0.00 | 0.00 | 0.00 | 0.00 | 0.00 | 0.00 | 0.00 | 0.00 | 0.00 | 0.00 | 0.00 | 9,000.00 | 0.00 | 0.00 |
| Machinery and Equipment Outlay | 5060405000 | 0.00 | 0.00 | 0.00 | 0.00 | 9,000.00 | 0.00 | 0.00 | 0.00 | 9,000.00 | 0.00 | 0.00 | 0.00 | 0.00 | 0.00 | 0.00 | 0.00 | 0.00 | 0.00 | 0.00 | 0.00 | 0.00 | 0.00 | 9,000.00 | 0.00 | 0.00 |
| Information and Communication Technology | 5060405003 | 0.00 | 0.00 | 0.00 | 0.00 | 9,000.00 | 0.00 | 0.00 | 0.00 | 9,000.00 | 0.00 | 0.00 | 0.00 | 0.00 | 0.00 | 0.00 | 0.00 | 0.00 | 0.00 | 0.00 | 0.00 | 0.00 | 0.00 | 9,000.00 | 0.00 | 0.00 |
| GRAND TOTAL | | 0.00 | 0.00 | 0.00 | 0.00 | 38,367,601.98 | 0.00 | 0.00 | 0.00 | 38,367,601.98 | 1,833,721.00 | 2,092,207.70 | 6,928,641.48 | 6,734,191.20 | 16,588,761.38 | 1,754,351.32 | 1,801,681.42 | 6,021,187.84 | 7,311,429.10 | 15,888,549.68 | 0.00 | 21,778,840.60 | 352,507.86 | 347,703.84 | | |

Certified Correct:

 KRISTINE E. BANOG
 OIC, Budget Section

Certified Correct:

 LUDIVINA E. JARIN
 Acting Accountant III

Recommending Approval:

 ANA MARIA YOLANDA P. ANYAYAHAN
 OIC, AFMD

Approved By:

 Undersecretary EARL P. SAAVEDRA, CESO I
 Executive Director V

SUMMARY OF APPROPRIATIONS, ALLOTMENTS, OBLIGATIONS, DISBURSEMENTS AND BALANCES BY OBJECT OF EXPENDITURES

As at the Quarter Ending December 31, 2024

Department : Other Executive Offices (OEOs)
 Agency/Entity : Dangerous Drugs Board
 Operating Unit : < not applicable >
 Organization Code (UACS) : 26 006 000000
 Fund Cluster : 01 - Regular Agency Fund

| | |
|---|-----------------------------|
| X | Current Year Appropriations |
| | Supplemental Appropriations |
| | Continuing Appropriations |

(e.g. UACS Fund Cluster: 01-Regular Agency Fund, 02-Foreign Assisted Projects Fund, 03-Special Account-Locally Funded/Domestic Grants Fund, and 04-Special Account-Foreign Assisted/Foreign Grants Fund)

| Particulars | UACS CODE | Appropriations | | | | | Allotments | | | Obligations | | | | | Disbursements | | | | | Balances | | | | |
|---|------------|---------------------------|--|-------------------------|---------------------|--|-------------|---------------|---------------------|-----------------------------|----------------------------|---------------------------------|--------------------------------|--------------------|-----------------------------|----------------------------|---------------------------------|--------------------------------|--------------------|---------------------------|------------------------|------------------------------------|---------------|------|
| | | Authorized Appropriations | Adjustments (Transfer To/From, Modifications/ Augmentations) | Adjusted Appropriations | Allotments Received | Adjustments (Reductions, Modifications/ Augmentations) | Transfer To | Transfer From | Adjusted Allotments | 1st Quarter Ending March 31 | 2nd Quarter Ending June 30 | 3rd Quarter Ending September 30 | 4th Quarter Ending December 31 | Total | 1st Quarter Ending March 31 | 2nd Quarter Ending June 30 | 3rd Quarter Ending September 30 | 4th Quarter Ending December 31 | Total | Unreleased Appropriations | Unobligated Allotments | Unpaid Obligations (15-20)=(23+24) | | |
| 1 | 2 | 3 | 4 | 5=(3+4) | 6 | 7 | 8 | 9 | 10=[(6+)-]7]-8]-9] | 11 | 12 | 13 | 14 | 15=[(11+12+13+14)] | 16 | 17 | 18 | 19 | 20=[(16+17+18+19)] | 21=(5-10) | 22=(10-15) | 23 | 24 | |
| SUMMARY | | 340,391,000.00 | 15,038,264.00 | 355,429,264.00 | 340,898,460.00 | 14,740,804.00 | 0.00 | 0.00 | 355,429,264.00 | 81,859,961.05 | 66,738,349.58 | 51,708,565.47 | 97,279,399.21 | 297,586,274.31 | 44,275,642.51 | 65,331,919.74 | 73,096,043.16 | 83,505,483.50 | 266,209,088.91 | 0.00 | 57,842,989.69 | 3,007,269.93 | 28,369,915.47 | |
| A. AGENCY SPECIFIC BUDGET | | 334,654,000.00 | 0.00 | 334,654,000.00 | 334,654,000.00 | 0.00 | 0.00 | 0.00 | 334,654,000.00 | 80,059,641.42 | 61,956,193.34 | 46,992,858.06 | 87,863,489.30 | 276,872,182.72 | 42,476,322.88 | 60,549,764.10 | 74,089,574.59 | 245,494,997.32 | 0.00 | 57,781,917.29 | 3,007,269.93 | 28,369,915.47 | | |
| Personnel Services | | 63,646,000.00 | 3,180,000.00 | 66,826,000.00 | 63,646,000.00 | 3,180,000.00 | 0.00 | 0.00 | 66,826,000.00 | 13,785,888.87 | 19,394,459.69 | 15,779,297.96 | 17,408,197.24 | 66,367,843.56 | 13,419,455.68 | 19,204,348.91 | 15,892,257.18 | 16,899,239.98 | 65,484,297.75 | 0.00 | 458,166.44 | 883,546.81 | 0.00 | |
| Salaries and Wages | | 47,809,000.00 | (3,527,000.00) | 44,282,000.00 | 47,809,000.00 | (3,527,000.00) | 0.00 | 0.00 | 44,282,000.00 | 12,338,044.00 | 12,831,347.40 | 13,637,518.37 | 5,384,908.02 | 44,191,817.79 | 11,971,607.01 | 12,721,236.62 | 13,740,477.59 | 5,165,012.98 | 43,598,334.20 | 0.00 | 90,182.21 | 593,483.59 | 0.00 | |
| Salaries and Wages - Regular | 5010101000 | 47,809,000.00 | (3,527,000.00) | 44,282,000.00 | 47,809,000.00 | (3,527,000.00) | 0.00 | 0.00 | 44,282,000.00 | 12,338,044.00 | 12,831,347.40 | 13,637,518.37 | 5,384,908.02 | 44,191,817.79 | 11,971,607.01 | 12,721,236.62 | 13,740,477.59 | 5,165,012.98 | 43,598,334.20 | 0.00 | 90,182.21 | 593,483.59 | 0.00 | |
| Basic Salary - Civilian | 5010101001 | 47,809,000.00 | (3,527,000.00) | 44,282,000.00 | 47,809,000.00 | (3,527,000.00) | 0.00 | 0.00 | 44,282,000.00 | 12,338,044.00 | 12,831,347.40 | 13,637,518.37 | 5,384,908.02 | 44,191,817.79 | 11,971,607.01 | 12,721,236.62 | 13,740,477.59 | 5,165,012.98 | 43,598,334.20 | 0.00 | 90,182.21 | 593,483.59 | 0.00 | |
| Other Compensation | | 14,416,000.00 | 4,192,000.00 | 18,608,000.00 | 14,416,000.00 | 4,192,000.00 | 0.00 | 0.00 | 18,608,000.00 | 1,064,554.54 | 6,154,257.00 | 1,671,655.69 | 9,492,940.18 | 18,373,407.41 | 1,064,554.54 | 6,154,257.00 | 1,671,655.69 | 9,192,877.96 | 18,083,945.19 | 0.00 | 234,592.59 | 290,062.22 | 0.00 | |
| Personal Economic Relief Allowance (PERA) | 5010201000 | 2,376,000.00 | (47,000.00) | 2,329,000.00 | 2,376,000.00 | (47,000.00) | 0.00 | 0.00 | 2,329,000.00 | 607,454.54 | 623,000.00 | 635,909.09 | 431,818.18 | 2,298,181.81 | 607,454.54 | 623,000.00 | 635,909.09 | 427,818.18 | 2,294,181.81 | 0.00 | 30,818.19 | 4,000.00 | 0.00 | |
| PERA - Civilian | 5010201001 | 2,376,000.00 | (47,000.00) | 2,329,000.00 | 2,376,000.00 | (47,000.00) | 0.00 | 0.00 | 2,329,000.00 | 607,454.54 | 623,000.00 | 635,909.09 | 431,818.18 | 2,298,181.81 | 607,454.54 | 623,000.00 | 635,909.09 | 427,818.18 | 2,294,181.81 | 0.00 | 30,818.19 | 4,000.00 | 0.00 | |
| Representation Allowance (RA) | 5010202000 | 720,000.00 | 241,000.00 | 961,000.00 | 720,000.00 | 241,000.00 | 0.00 | 0.00 | 961,000.00 | 220,500.00 | 286,500.00 | 214,500.00 | 214,500.00 | 936,000.00 | 220,500.00 | 286,500.00 | 214,500.00 | 214,500.00 | 936,000.00 | 0.00 | 25,000.00 | 0.00 | 0.00 | |
| Transportation Allowance (TA) | 5010203000 | 468,000.00 | (150,000.00) | 318,000.00 | 468,000.00 | (150,000.00) | 0.00 | 0.00 | 318,000.00 | 35,000.00 | 69,000.00 | 54,000.00 | 54,000.00 | 212,000.00 | 35,000.00 | 69,000.00 | 54,000.00 | 54,000.00 | 212,000.00 | 0.00 | 106,000.00 | 0.00 | 0.00 | |
| Transportation Allowance (TA) | 5010203001 | 468,000.00 | (150,000.00) | 318,000.00 | 468,000.00 | (150,000.00) | 0.00 | 0.00 | 318,000.00 | 35,000.00 | 69,000.00 | 54,000.00 | 54,000.00 | 212,000.00 | 35,000.00 | 69,000.00 | 54,000.00 | 54,000.00 | 212,000.00 | 0.00 | 106,000.00 | 0.00 | 0.00 | |
| Clothing/Uniform Allowance | 5010204000 | 594,000.00 | 148,000.00 | 742,000.00 | 594,000.00 | 148,000.00 | 0.00 | 0.00 | 742,000.00 | 0.00 | 686,000.00 | 35,000.00 | 21,000.00 | 742,000.00 | 0.00 | 686,000.00 | 35,000.00 | 21,000.00 | 742,000.00 | 0.00 | 0.00 | 0.00 | 0.00 | |
| Clothing/Uniform Allowance - Civilian | 5010204001 | 594,000.00 | 148,000.00 | 742,000.00 | 594,000.00 | 148,000.00 | 0.00 | 0.00 | 742,000.00 | 0.00 | 686,000.00 | 35,000.00 | 21,000.00 | 742,000.00 | 0.00 | 686,000.00 | 35,000.00 | 21,000.00 | 742,000.00 | 0.00 | 0.00 | 0.00 | 0.00 | |
| Subsistence Allowance (SA) | 5010205000 | 1,230,000.00 | 0.00 | 1,230,000.00 | 1,230,000.00 | 0.00 | 0.00 | 0.00 | 1,230,000.00 | 201,600.00 | 300,900.00 | 289,050.00 | 393,550.00 | 1,165,100.00 | 201,600.00 | 300,900.00 | 289,050.00 | 393,550.00 | 1,165,100.00 | 0.00 | 64,900.00 | 0.00 | 0.00 | |
| Subsistence Allowance - Magna Carta for Public Health Workers under R.A. 7305 | 5010205003 | 1,230,000.00 | 0.00 | 1,230,000.00 | 1,230,000.00 | 0.00 | 0.00 | 0.00 | 1,230,000.00 | 201,600.00 | 300,900.00 | 289,050.00 | 393,550.00 | 1,165,100.00 | 201,600.00 | 300,900.00 | 289,050.00 | 393,550.00 | 1,165,100.00 | 0.00 | 64,900.00 | 0.00 | 0.00 | |
| Year End Bonus | 5010214000 | 3,984,000.00 | 408,000.00 | 4,392,000.00 | 3,984,000.00 | 408,000.00 | 0.00 | 0.00 | 4,392,000.00 | 0.00 | 0.00 | 244,557.60 | 4,144,072.00 | 4,388,629.60 | 0.00 | 0.00 | 244,557.60 | 4,144,072.00 | 4,388,629.60 | 0.00 | 3,370.40 | 0.00 | 0.00 | |
| Bonus - Civilian | 5010214001 | 3,984,000.00 | 408,000.00 | 4,392,000.00 | 3,984,000.00 | 408,000.00 | 0.00 | 0.00 | 4,392,000.00 | 0.00 | 0.00 | 244,557.60 | 4,144,072.00 | 4,388,629.60 | 0.00 | 0.00 | 244,557.60 | 4,144,072.00 | 4,388,629.60 | 0.00 | 3,370.40 | 0.00 | 0.00 | |
| Cash Gift | 5010215000 | 495,000.00 | 28,000.00 | 523,000.00 | 495,000.00 | 28,000.00 | 0.00 | 0.00 | 523,000.00 | 0.00 | 0.00 | 7,000.00 | 516,000.00 | 523,000.00 | 0.00 | 0.00 | 7,000.00 | 516,000.00 | 523,000.00 | 0.00 | 0.00 | 0.00 | 0.00 | |
| Cash Gift - Civilian | 5010215001 | 495,000.00 | 28,000.00 | 523,000.00 | 495,000.00 | 28,000.00 | 0.00 | 0.00 | 523,000.00 | 0.00 | 0.00 | 7,000.00 | 516,000.00 | 523,000.00 | 0.00 | 0.00 | 7,000.00 | 516,000.00 | 523,000.00 | 0.00 | 0.00 | 0.00 | 0.00 | |
| Mid-Year Bonus - Civilian | 5010216000 | 3,984,000.00 | 418,000.00 | 4,402,000.00 | 3,984,000.00 | 418,000.00 | 0.00 | 0.00 | 4,402,000.00 | 0.00 | 4,188,857.00 | 211,639.00 | 0.00 | 4,400,496.00 | 0.00 | 4,188,857.00 | 211,639.00 | 0.00 | 4,400,496.00 | 0.00 | 1,504.00 | 0.00 | 0.00 | |
| Mid-Year Bonus - Civilian | 5010216001 | 3,984,000.00 | 418,000.00 | 4,402,000.00 | 3,984,000.00 | 418,000.00 | 0.00 | 0.00 | 4,402,000.00 | 0.00 | 4,188,857.00 | 211,639.00 | 0.00 | 4,400,496.00 | 0.00 | 4,188,857.00 | 211,639.00 | 0.00 | 4,400,496.00 | 0.00 | 1,504.00 | 0.00 | 0.00 | |
| Other Bonuses and Allowances | 5010299000 | 565,000.00 | 3,146,000.00 | 3,711,000.00 | 565,000.00 | 3,146,000.00 | 0.00 | 0.00 | 3,711,000.00 | 0.00 | 0.00 | 0.00 | 3,708,000.00 | 3,708,000.00 | 0.00 | 0.00 | 0.00 | 0.00 | 3,421,937.78 | 3,421,937.78 | 0.00 | 3,000.00 | 286,062.22 | 0.00 |
| Per Diems - Civilian | 5010299001 | 70,000.00 | (67,000.00) | 3,000.00 | 70,000.00 | 0.00 | 0.00 | 0.00 | 3,000.00 | 0.00 | 0.00 | 0.00 | 0.00 | 0.00 | 0.00 | 0.00 | 0.00 | 0.00 | 0.00 | 0.00 | 0.00 | 3,000.00 | 286,062.22 | 0.00 |
| Collective Negotiation Agreement Incentive - Civilian | 5010299011 | 0.00 | 3,180,000.00 | 3,180,000.00 | 0.00 | 3,180,000.00 | 0.00 | 0.00 | 3,180,000.00 | 0.00 | 0.00 | 0.00 | 0.00 | 3,180,000.00 | 3,180,000.00 | 0.00 | 0.00 | 0.00 | 2,946,937.78 | 2,946,937.78 | 0.00 | 0.00 | 233,062.22 | 0.00 |
| Productivity Enhancement Incentive - Civilian | 5010299012 | 495,000.00 | 33,000.00 | 528,000.00 | 495,000.00 | 33,000.00 | 0.00 | 0.00 | 528,000.00 | 0.00 | 0.00 | 0.00 | 528,000.00 | 528,000.00 | 0.00 | 0.00 | 0.00 | 0.00 | 475,000.00 | 475,000.00 | 0.00 | 0.00 | 53,000.00 | 0.00 |
| Personnel Benefit Contributions | | 1,207,000.00 | 375,000.00 | 1,582,000.00 | 1,207,000.00 | 375,000.00 | 0.00 | 0.00 | 1,582,000.00 | 358,290.13 | 388,855.29 | 412,338.96 | 408,349.04 | 1,567,833.42 | 358,290.13 | 388,855.29 | 412,338.96 | 408,349.04 | 1,567,833.42 | 0.00 | 14,168.59 | 0.00 | 0.00 | |
| Pag-IBIG Contributions | 5010302000 | 119,000.00 | 120,000.00 | 239,000.00 | 119,000.00 | 120,000.00 | 0.00 | 0.00 | 239,000.00 | 49,700.00 | 61,900.00 | 61,200.00 | 66,000.00 | 238,800.00 | 49,700.00 | 61,900.00 | 61,200.00 | 66,000.00 | 238,800.00 | 0.00 | 200.00 | 0.00 | 0.00 | |
| Pag-IBIG - Civilian | 5010302001 | 119,000.00 | 120,000.00 | 239,000.00 | 119,000.00 | 120,000.00 | 0.00 | 0.00 | 239,000.00 | 49,700.00 | 61,900.00 | 61,200.00 | 66,000.00 | 238,800.00 | 49,700.00 | 61,900.00 | 61,200.00 | 66,000.00 | 238,800.00 | 0.00 | 200.00 | 0.00 | 0.00 | |
| PhilHealth Contributions | 5010303000 | 969,000.00 | 250,000.00 | 1,219,000.00 | 969,000.00 | 250,000.00 | 0.00 | 0.00 | 1,219,000.00 | 279,190.13 | 295,655.29 | 320,838.96 | 309,349.04 | 1,205,033.42 | 279,190.13 | 295,655.29 | 320,838.96 | 309,349.04 | 1,205,033.42 | 0.00 | 13,966.58 | 0.00 | 0.00 | |
| PhilHealth - Civilian | 5010303001 | 969,000.00 | 250,000.00 | 1,219,000.00 | 969,000.00 | 250,000.00 | 0.00 | 0.00 | 1,219,000.00 | 279,190.13 | 295,655.29 | 320,838.96 | 309,349.04 | 1,205,033.42 | 279,190.13 | 295,655.29 | 320,838.96 | 309,349.04 | 1,205,033.42 | 0.00 | 13,966.58 | 0.00 | 0.00 | |
| Employees Compensation Insurance Premiums | 5010304000 | 119,000.00 | 5,000.00 | 124,000.00 | 119,000.00 | 5,000.00 | 0.00 | 0.00 | 124,000.00 | 29,400.00 | | | | | | | | | | | | | | |

SUMMARY OF APPROPRIATIONS, ALLOTMENTS, OBLIGATIONS, DISBURSEMENTS AND BALANCES BY OBJECT OF EXPENDITURES
As at the Quarter Ending December 31, 2024

Department : Other Executive Offices (OEOs)
 Agency/Entity : Dangerous Drugs Board
 Operating Unit : < not applicable >
 Organization Code (UACS) : 26 006 000000
 Fund Cluster : 01 - Regular Agency Fund

| | |
|---|-----------------------------|
| X | Current Year Appropriations |
| | Supplemental Appropriations |
| | Continuing Appropriations |

(e.g. UACS Fund Cluster: 01-Regular Agency Fund, 02-Foreign Assisted Projects Fund, 03-Special Account-Locally Funded/Domestic Grants Fund, and 04-Special Account-Foreign Assisted/Foreign Grants Fund)

| Particulars | UACS CODE | Appropriations | | | Allotments | | | Obligations | | | | Disbursements | | | | Balances | | | | | | | |
|--|------------|---------------------------|---|-------------------------|---------------------|---|-------------|---------------|---------------------|-----------------------------|----------------------------|---------------------------------|--------------------------------|------------------|-----------------------------|----------------------------|---------------------------------|--------------------------------|------------------|---------------------------|------------------------|------------------------------------|---------------|
| | | Authorized Appropriations | Adjustments (Transfer To/From, Modifications/Auementations) | Adjusted Appropriations | Allotments Received | Adjustments (Reductions, Modifications/Auementations) | Transfer To | Transfer From | Adjusted Allotments | 1st Quarter Ending March 31 | 2nd Quarter Ending June 30 | 3rd Quarter Ending September 30 | 4th Quarter Ending December 31 | Total | 1st Quarter Ending March 31 | 2nd Quarter Ending June 30 | 3rd Quarter Ending September 30 | 4th Quarter Ending December 31 | Total | Unreleased Appropriations | Unobligated Allotments | Unpaid Obligations (15-20)=(23+24) | |
| 1 | 2 | 3 | 4 | 5=(3+4) | 6 | 7 | 8 | 9 | 10=[(8)-(7)+9] | 11 | 12 | 13 | 14 | 15=(11+12+13+14) | 16 | 17 | 18 | 19 | 20=(16+17+18+19) | 21=(5-10) | 22=(10-15) | 23 | 24 |
| Office Equipment | 5020321002 | 92,000.00 | 0.00 | 92,000.00 | 92,000.00 | 0.00 | 0.00 | 0.00 | 92,000.00 | 32,349.00 | 12,899.00 | 0.00 | 20,895.00 | 66,143.00 | 32,349.00 | 0.00 | 12,899.00 | 20,096.78 | 65,344.78 | 0.00 | 25,857.00 | 798.22 | 0.00 |
| Information and Communications Technology Equipment | 5020321003 | 60,000.00 | 350,000.00 | 410,000.00 | 410,000.00 | 350,000.00 | 0.00 | 0.00 | 410,000.00 | 330,600.00 | 18,895.00 | 9,800.00 | 0.00 | 368,352.00 | 330,600.00 | 0.00 | 318,619.91 | 40,210.09 | 367,827.00 | 0.00 | 41,848.00 | 525.00 | 0.00 |
| Semi-Expendable Furniture, Fixtures and Books | 5020322000 | 63,000.00 | 340,000.00 | 403,000.00 | 403,000.00 | 340,000.00 | 0.00 | 0.00 | 403,000.00 | 67,036.00 | 34,293.00 | 25,345.00 | 274,745.00 | 401,419.00 | 37,681.01 | 61,810.86 | 1,837.13 | 289,815.00 | 391,144.00 | 1,581.00 | 10,275.00 | 0.00 | 0.00 |
| Furniture and Fixtures | 5020322001 | 63,000.00 | 340,000.00 | 403,000.00 | 403,000.00 | 340,000.00 | 0.00 | 0.00 | 403,000.00 | 67,036.00 | 34,293.00 | 25,345.00 | 274,745.00 | 401,419.00 | 37,681.01 | 61,810.86 | 1,837.13 | 289,815.00 | 391,144.00 | 1,581.00 | 10,275.00 | 0.00 | 0.00 |
| Other Supplies and Materials Expenses | 5020399000 | 200,000.00 | 320,000.00 | 520,000.00 | 520,000.00 | 320,000.00 | 0.00 | 0.00 | 520,000.00 | 33,090.50 | 136,795.10 | 273,805.60 | 71,264.50 | 514,955.70 | 13,395.50 | 44,590.10 | 151,731.35 | 302,424.69 | 512,141.64 | 0.00 | 5,044.30 | 2,814.00 | 0.00 |
| Utility Expenses | | 10,268,000.00 | (195,000.00) | 10,073,000.00 | 10,268,000.00 | (195,000.00) | 0.00 | 0.00 | 10,073,000.00 | 1,739,045.95 | 2,511,811.03 | 2,442,663.42 | 2,889,046.13 | 9,641,566.53 | 1,766,190.13 | 2,505,489.48 | 2,445,646.71 | 2,857,474.54 | 9,574,770.86 | 0.00 | 431,433.47 | 66,795.67 | 0.00 |
| Water Expenses | 5020401000 | 4,838,000.00 | 0.00 | 4,838,000.00 | 4,838,000.00 | 0.00 | 0.00 | 0.00 | 4,838,000.00 | 1,046,252.50 | 1,153,320.74 | 1,151,755.61 | 1,191,138.98 | 4,542,467.83 | 1,039,548.11 | 1,152,355.74 | 1,151,379.70 | 1,182,999.17 | 4,526,282.72 | 0.00 | 295,532.17 | 16,185.11 | 0.00 |
| Electricity Expenses | 5020402000 | 5,430,000.00 | (195,000.00) | 5,235,000.00 | 5,430,000.00 | (195,000.00) | 0.00 | 0.00 | 5,235,000.00 | 751,793.45 | 1,358,490.29 | 1,290,907.81 | 1,697,907.15 | 5,099,098.70 | 726,642.02 | 1,353,103.74 | 1,294,267.01 | 1,674,475.37 | 5,048,488.14 | 0.00 | 13,501.30 | 50,610.56 | 0.00 |
| Communication Expenses | | 5,889,000.00 | 150,000.00 | 6,039,000.00 | 5,889,000.00 | 150,000.00 | 0.00 | 0.00 | 6,039,000.00 | 1,839,068.23 | 1,473,178.83 | 268,971.88 | 336,170.13 | 3,917,389.07 | 638,449.47 | 1,048,609.00 | 895,825.68 | 824,936.52 | 3,397,820.67 | 0.00 | 2,101,810.93 | 10,349.36 | 509,219.04 |
| Postage and Courier Services | 5020501000 | 84,000.00 | 0.00 | 84,000.00 | 84,000.00 | 0.00 | 0.00 | 0.00 | 84,000.00 | 13,132.00 | 4,684.00 | 6,269.00 | 12,545.00 | 36,530.00 | 13,132.00 | 4,684.00 | 5,101.00 | 13,713.00 | 36,630.00 | 0.00 | 47,370.00 | 0.00 | 0.00 |
| Telephone Expenses | 5020502000 | 2,124,000.00 | 150,000.00 | 2,274,000.00 | 2,124,000.00 | 150,000.00 | 0.00 | 0.00 | 2,274,000.00 | 238,816.23 | 285,774.83 | 262,702.88 | 323,625.13 | 1,110,919.07 | 238,197.47 | 281,704.04 | 257,564.68 | 323,103.52 | 1,100,569.71 | 0.00 | 47,370.00 | 0.00 | 0.00 |
| Mobile | 5020502001 | 1,386,000.00 | 150,000.00 | 1,536,000.00 | 1,386,000.00 | 150,000.00 | 0.00 | 0.00 | 1,536,000.00 | 153,843.38 | 225,563.47 | 202,517.00 | 283,530.07 | 865,453.92 | 153,224.62 | 222,748.18 | 197,376.25 | 283,008.46 | 856,357.51 | 0.00 | 610,546.08 | 9,096.41 | 0.00 |
| Landline | 5020502002 | 738,000.00 | 0.00 | 738,000.00 | 738,000.00 | 0.00 | 0.00 | 0.00 | 738,000.00 | 60,211.36 | 84,972.85 | 60,185.88 | 40,095.06 | 245,465.15 | 84,972.85 | 58,995.86 | 60,188.43 | 40,095.06 | 244,212.20 | 0.00 | 492,534.85 | 1,252.95 | 0.00 |
| Internet Subscription Expenses | 5020503000 | 3,661,000.00 | 0.00 | 3,661,000.00 | 3,661,000.00 | 0.00 | 0.00 | 0.00 | 3,661,000.00 | 1,587,120.00 | 1,182,720.00 | 0.00 | 0.00 | 2,769,840.00 | 387,120.00 | 762,220.96 | 623,160.00 | 488,120.00 | 2,260,620.96 | 0.00 | 891,160.00 | 0.00 | 509,219.04 |
| Survey, Research, Exploration and Research, Exploration and Development Expenses | 5020702000 | 1,941,000.00 | (1,364,000.00) | 577,000.00 | 1,941,000.00 | (1,364,000.00) | 0.00 | 0.00 | 577,000.00 | 0.00 | 0.00 | 270,000.00 | 0.00 | 270,000.00 | 0.00 | 0.00 | 270,000.00 | 0.00 | 270,000.00 | 0.00 | 307,000.00 | 0.00 | 0.00 |
| Research, Exploration and Development Expenses | 5020702002 | 1,941,000.00 | (1,364,000.00) | 577,000.00 | 1,941,000.00 | (1,364,000.00) | 0.00 | 0.00 | 577,000.00 | 0.00 | 0.00 | 270,000.00 | 0.00 | 270,000.00 | 0.00 | 0.00 | 270,000.00 | 0.00 | 270,000.00 | 0.00 | 307,000.00 | 0.00 | 0.00 |
| Confidential, Intelligence and Extraordinary | | 1,248,000.00 | 0.00 | 1,248,000.00 | 1,248,000.00 | 0.00 | 0.00 | 0.00 | 1,248,000.00 | 175,500.00 | 175,500.00 | 87,000.00 | 87,000.00 | 525,000.00 | 175,500.00 | 175,500.00 | 87,000.00 | 87,000.00 | 525,000.00 | 0.00 | 723,000.00 | 0.00 | 0.00 |
| Extraordinary and Miscellaneous Expenses | 5021003000 | 1,248,000.00 | 0.00 | 1,248,000.00 | 1,248,000.00 | 0.00 | 0.00 | 0.00 | 1,248,000.00 | 175,500.00 | 175,500.00 | 87,000.00 | 87,000.00 | 525,000.00 | 175,500.00 | 175,500.00 | 87,000.00 | 87,000.00 | 525,000.00 | 0.00 | 723,000.00 | 0.00 | 0.00 |
| Professional Services | | 37,664,000.00 | 10,544,000.00 | 48,208,000.00 | 37,664,000.00 | 10,544,000.00 | 0.00 | 0.00 | 48,208,000.00 | 9,570,878.66 | 8,084,825.51 | 3,334,929.46 | 24,303,688.67 | 46,293,522.50 | 4,642,171.37 | 5,824,496.91 | 8,060,886.61 | 10,063,025.93 | 28,991,180.82 | 0.00 | 2,914,477.50 | 396,719.95 | 16,305,621.73 |
| Consultancy Services | 5021103000 | 25,510,000.00 | 7,989,000.00 | 33,499,000.00 | 25,510,000.00 | 7,989,000.00 | 0.00 | 0.00 | 33,499,000.00 | 6,599,800.00 | 4,240,520.00 | 156,800.00 | 19,696,397.54 | 30,693,517.54 | 2,034,281.25 | 1,952,825.00 | 4,725,188.75 | 5,598,128.90 | 14,310,423.90 | 0.00 | 2,805,482.46 | 90,620.00 | 16,292,473.64 |
| ICT Consultancy Services | 5021103001 | 3,100,000.00 | 20,960,000.00 | 24,060,000.00 | 3,100,000.00 | 20,960,000.00 | 0.00 | 0.00 | 24,060,000.00 | 0.00 | 0.00 | 0.00 | 18,796,477.54 | 0.00 | 0.00 | 0.00 | 2,885,000.00 | 2,885,000.00 | 0.00 | 2,163,522.46 | 0.00 | 15,911,477.54 | |
| Consultancy Services | 5021103002 | 7,650,000.00 | 4,889,000.00 | 12,539,000.00 | 7,650,000.00 | 4,889,000.00 | 0.00 | 0.00 | 12,539,000.00 | 6,599,800.00 | 4,240,520.00 | 156,800.00 | 899,920.00 | 11,897,040.00 | 2,034,281.25 | 1,952,825.00 | 4,725,188.75 | 2,713,128.90 | 11,425,423.90 | 0.00 | 641,960.00 | 90,620.00 | 380,996.10 |
| Other Professional Services | 5021199000 | 12,154,000.00 | 2,555,000.00 | 14,709,000.00 | 12,154,000.00 | 2,555,000.00 | 0.00 | 0.00 | 14,709,000.00 | 2,970,278.66 | 3,844,305.51 | 3,178,129.46 | 4,607,291.13 | 14,600,004.96 | 2,607,890.12 | 3,871,671.91 | 4,485,497.03 | 14,280,756.92 | 0.00 | 10,995.04 | 306,099.95 | 13,148.09 | |
| General Services | | 8,382,000.00 | 4,500,000.00 | 12,882,000.00 | 8,382,000.00 | 4,500,000.00 | 0.00 | 0.00 | 12,882,000.00 | 5,668,350.65 | 18,119.42 | 16,147.78 | 5,708,625.25 | 11,411,243.08 | 915,477.76 | 1,884,953.94 | 1,326,060.03 | 2,003,111.34 | 1,470,566.92 | 0.00 | 1,470,566.92 | 9,718.19 | 5,571,921.82 |
| Janitorial Services | 5021202000 | 3,000,000.00 | (100,000.00) | 2,900,000.00 | 3,000,000.00 | (100,000.00) | 0.00 | 0.00 | 2,900,000.00 | 2,732,801.21 | 11,241.72 | 6,324.06 | 124,170.91 | 2,874,537.90 | 549,933.07 | 605,155.76 | 893,468.68 | 965,026.08 | 2,813,563.59 | 0.00 | 25,462.10 | 7,760.68 | 53,193.63 |
| Security Services | 5021203000 | 3,000,000.00 | 3,000,000.00 | 3,000,000.00 | 3,000,000.00 | 3,000,000.00 | 0.00 | 0.00 | 3,000,000.00 | 2,935,549.44 | 0.00 | 9,823.70 | 128,684.34 | 3,074,057.48 | 365,544.69 | 972,920.48 | 632,591.35 | 1,030,600.89 | 3,001,857.41 | 0.00 | 25,942.52 | 1,471.88 | 70,728.19 |
| Other General Services | 5021299000 | 2,382,000.00 | 4,500,000.00 | 6,882,000.00 | 2,382,000.00 | 4,500,000.00 | 0.00 | 0.00 | 6,882,000.00 | 0.00 | 6,877.70 | 0.00 | 5,462,647.70 | 0.00 | 6,877.70 | 0.00 | 7,284.37 | 0.00 | 6,877.70 | 0.00 | 1,419,352.30 | 485.63 | 5,448,000.00 |
| Other General Services - ICT Services | 5021299001 | 2,200,000.00 | 4,500,000.00 | 6,700,000.00 | 2,200,000.00 | 4,500,000.00 | 0.00 | 0.00 | 6,700,000.00 | 0.00 | 0.00 | 0.00 | 5,448,000.00 | 0.00 | 0.00 | 0.00 | 0.00 | 0.00 | 5,448,000.00 | 0.00 | 1,252,000.00 | 0.00 | 5,448,000.00 |
| Other General Services | 5021299099 | 182,000.00 | 0.00 | 182,000.00 | 182,000.00 | 0.00 | 0.00 | 0.00 | 182,000.00 | 0.00 | 6,877.70 | 0.00 | 7,770.00 | 16,447.70 | 0.00 | 6,877.70 | 0.00 | 7,284.37 | 14,162.07 | 0.00 | 167,352.30 | 485.63 | 0.00 |
| Repairs and Maintenance | | 3,171,000.00 | 1,000,000.00 | 4,171,000.00 | 3,171,000.00 | 1,000,000.00 | 0.00 | 0.00 | 4,171,000.00 | 2,485,986.56 | 313,706.73 | 653,045.64 | 422,435.75 | 3,875,374.68 | 248,443.05 | 395,866.80 | 687,961.78 | 646,563.24 | 1,878,834.87 | 0.00 | 296,625.32 | 32,739.81 | 1,963,800.00 |
| Repairs and Maintenance - Buildings and Other Buildings | 5021304000 | 400,000.00 | (50,000.00) | 350,000.00 | 400,000.00 | (50,000.00) | 0.00 | 0.00 | 350,000.00 | 0.00 | 36,298.10 | 182,910.00 | 0.00 | 219,208.10 | 0.00 | 36,298.10 | 182,910.00 | 0.00 | 219,208.10 | 0.00 | 130,791.90 | 0.00 | 0.00 |
| Buildings | 5021304001 | 400,000.00 | (50,000.00) | 350,000.00 | 400,000.00 | (50,000.00) | 0.00 | 0.00 | 350,000.00 | 0.00 | 36,298.10 | 182,910.00 | 0.00 | 219,208.10 | 0.00 | 36 | | | | | | | |

SUMMARY OF APPROPRIATIONS, ALLOTMENTS, OBLIGATIONS, DISBURSEMENTS AND BALANCES BY OBJECT OF EXPENDITURES

As at the Quarter Ending December 31, 2024

Department : Other Executive Offices (OEOs)
 Agency/Entity : Dangerous Drugs Board
 Operating Unit : < not applicable >
 Organization Code (UACS) : 26 006 000000
 Fund Cluster : 01 - Regular Agency Fund


| | |
|---|-----------------------------|
| X | Current Year Appropriations |
| | Supplemental Appropriations |
| | Continuing Appropriations |

(e.g. UACS Fund Cluster: 01-Regular Agency Fund, 02-Foreign Assisted Projects Fund, 03-Special Account-Locally Funded/Domestic Grants Fund, and 04-Special Account-Foreign Assisted/Foreign Grants Fund)

| Particulars | UACS CODE | Appropriations | | | | | Allotments | | | | Obligations | | | | | Disbursements | | | | | Balances | | | |
|--|------------|---------------------------|--|-------------------------|-----------------------|--|-------------|---------------|-----------------------|-----------------------------|----------------------------|---------------------------------|--------------------------------|-----------------------|-----------------------------|----------------------------|---------------------------------|--------------------------------|-----------------------|---------------------------|------------------------|------------------------------------|----------------------|------|
| | | Authorized Appropriations | Adjustments (Transfer To/From, Modifications/ Augmentations) | Adjusted Appropriations | Allotments Received | Adjustments (Reductions, Modifications/ Augmentations) | Transfer To | Transfer From | Adjusted Allotments | 1st Quarter Ending March 31 | 2nd Quarter Ending June 30 | 3rd Quarter Ending September 30 | 4th Quarter Ending December 31 | Total | 1st Quarter Ending March 31 | 2nd Quarter Ending June 30 | 3rd Quarter Ending September 30 | 4th Quarter Ending December 31 | Total | Unreleased Appropriations | Unobligated Allotments | Unpaid Obligations (15-20)+(23+24) | | |
| 1 | 2 | 3 | 4 | 5=(3+4) | 6 | 7 | 8 | 9 | 10=[(6)-(7)-(8)+9] | 11 | 12 | 13 | 14 | 15=(11+12+13+14) | 16 | 17 | 18 | 19 | 20=(16+17+18+19) | 21=(5-10) | 22=(10-15) | 23 | 24 | |
| Capital Outlays | | 21,830,000.00 | 0.00 | 21,830,000.00 | 21,830,000.00 | 0.00 | 0.00 | 0.00 | 21,830,000.00 | 19,295,000.00 | 0.00 | 1,339,500.00 | 0.00 | 20,634,500.00 | 5,288,428.57 | 11,571.43 | 13,487,703.13 | 1,846,796.87 | 20,634,500.00 | 0.00 | 1,195,500.00 | 0.00 | 0.00 | |
| Property, Plant and Equipment Outlay | | 21,830,000.00 | 0.00 | 21,830,000.00 | 21,830,000.00 | 0.00 | 0.00 | 0.00 | 21,830,000.00 | 19,295,000.00 | 0.00 | 1,339,500.00 | 0.00 | 20,634,500.00 | 5,288,428.57 | 11,571.43 | 13,487,703.13 | 1,846,796.87 | 20,634,500.00 | 0.00 | 1,195,500.00 | 0.00 | 0.00 | |
| Machinery and Equipment Outlay | 5060405000 | 16,530,000.00 | 0.00 | 16,530,000.00 | 16,530,000.00 | 0.00 | 0.00 | 0.00 | 16,530,000.00 | 13,995,000.00 | 0.00 | 1,339,500.00 | 0.00 | 15,334,500.00 | 0.00 | 0.00 | 13,487,703.13 | 1,846,796.87 | 15,334,500.00 | 0.00 | 1,195,500.00 | 0.00 | 0.00 | |
| Information and Communication Technology Equipment | 5060405003 | 15,105,000.00 | 400,000.00 | 15,505,000.00 | 15,105,000.00 | 400,000.00 | 0.00 | 0.00 | 15,505,000.00 | 13,995,000.00 | 0.00 | 1,339,500.00 | 0.00 | 15,334,500.00 | 0.00 | 0.00 | 13,487,703.13 | 1,846,796.87 | 15,334,500.00 | 0.00 | 1,195,500.00 | 0.00 | 0.00 | |
| ICT Software | 5060405015 | 1,425,000.00 | (400,000.00) | 1,025,000.00 | 1,425,000.00 | (400,000.00) | 0.00 | 0.00 | 1,025,000.00 | 0.00 | 0.00 | 0.00 | 0.00 | 0.00 | 0.00 | 0.00 | 0.00 | 0.00 | 0.00 | 0.00 | 1,025,000.00 | 0.00 | 0.00 | |
| Transportation Equipment Outlay | 5060406000 | 5,300,000.00 | 0.00 | 5,300,000.00 | 5,300,000.00 | 0.00 | 0.00 | 0.00 | 5,300,000.00 | 5,300,000.00 | 0.00 | 0.00 | 0.00 | 5,300,000.00 | 5,288,428.57 | 11,571.43 | 0.00 | 0.00 | 5,300,000.00 | 0.00 | 0.00 | 0.00 | 0.00 | |
| Motor Vehicles | 5060406001 | 5,300,000.00 | 0.00 | 5,300,000.00 | 5,300,000.00 | 0.00 | 0.00 | 0.00 | 5,300,000.00 | 5,300,000.00 | 0.00 | 0.00 | 0.00 | 5,300,000.00 | 5,288,428.57 | 11,571.43 | 0.00 | 0.00 | 5,300,000.00 | 0.00 | 0.00 | 0.00 | 0.00 | |
| B. AUTOMATIC APPROPRIATIONS | | | | | | | | | | | | | | | | | | | | | | | | |
| Retirement and Life Insurance Premiums | | 5,737,000.00 | 297,460.00 | 6,034,460.00 | 6,034,460.00 | 0.00 | 0.00 | 0.00 | 6,034,460.00 | 1,370,657.63 | 1,441,866.64 | 1,603,457.41 | 1,557,405.91 | 5,973,287.59 | 5,288,428.57 | 11,571.43 | 1,441,866.64 | 1,603,457.41 | 1,557,405.91 | 5,973,287.59 | 0.00 | 61,172.41 | 0.00 | 0.00 |
| C. SPECIAL PURPOSE FUNDS | | | | | | | | | | | | | | | | | | | | | | | | |
| Miscellaneous Personnel Benefits Fund | | 0.00 | 14,740,804.00 | 14,740,804.00 | 0.00 | 14,740,804.00 | 0.00 | 0.00 | 14,740,804.00 | 429,762.00 | 3,340,289.00 | 3,112,250.00 | 7,868,503.00 | 14,740,804.00 | 429,762.00 | 3,340,289.00 | 3,112,250.00 | 7,868,503.00 | 14,740,804.00 | 0.00 | 0.00 | 0.00 | 0.00 | |
| Other Personnel Benefits | 5010400000 | 0.00 | 5,626,938.00 | 5,626,938.00 | 0.00 | 5,626,938.00 | 0.00 | 0.00 | 5,626,938.00 | 0.00 | 2,776,938.00 | 0.00 | 2,850,000.00 | 5,626,938.00 | 0.00 | 2,776,938.00 | 0.00 | 2,850,000.00 | 5,626,938.00 | 0.00 | 0.00 | 0.00 | 0.00 | |
| Other Personnel Benefits | | 0.00 | 5,626,938.00 | 5,626,938.00 | 0.00 | 5,626,938.00 | 0.00 | 0.00 | 5,626,938.00 | 0.00 | 2,776,938.00 | 0.00 | 2,850,000.00 | 5,626,938.00 | 0.00 | 2,776,938.00 | 0.00 | 2,850,000.00 | 5,626,938.00 | 0.00 | 0.00 | 0.00 | 0.00 | |
| Terminal Leave Benefits - Civilian | 5010403001 | 0.00 | 2,776,938.00 | 2,776,938.00 | 0.00 | 2,776,938.00 | 0.00 | 0.00 | 2,776,938.00 | 0.00 | 2,776,938.00 | 0.00 | 0.00 | 2,776,938.00 | 0.00 | 2,776,938.00 | 0.00 | 0.00 | 2,776,938.00 | 0.00 | 0.00 | 0.00 | 0.00 | |
| Other Personnel Benefits | 5010499099 | 0.00 | 2,850,000.00 | 2,850,000.00 | 0.00 | 2,850,000.00 | 0.00 | 0.00 | 2,850,000.00 | 0.00 | 0.00 | 0.00 | 2,850,000.00 | 2,850,000.00 | 0.00 | 0.00 | 0.00 | 2,850,000.00 | 2,850,000.00 | 0.00 | 0.00 | 0.00 | 0.00 | |
| Pension and Gratuity Fund | | 0.00 | 4,176,990.00 | 4,176,990.00 | 0.00 | 4,176,990.00 | 0.00 | 0.00 | 4,176,990.00 | 429,762.00 | 563,351.00 | 3,112,250.00 | 71,627.00 | 4,176,990.00 | 429,762.00 | 563,351.00 | 3,112,250.00 | 71,627.00 | 4,176,990.00 | 0.00 | 0.00 | 0.00 | 0.00 | |
| Other Personnel Benefits | 5010400000 | 0.00 | 4,176,990.00 | 4,176,990.00 | 0.00 | 4,176,990.00 | 0.00 | 0.00 | 4,176,990.00 | 429,762.00 | 563,351.00 | 3,112,250.00 | 71,627.00 | 4,176,990.00 | 429,762.00 | 563,351.00 | 3,112,250.00 | 71,627.00 | 4,176,990.00 | 0.00 | 0.00 | 0.00 | 0.00 | |
| Terminal Leave Benefits | | 0.00 | 4,176,990.00 | 4,176,990.00 | 0.00 | 4,176,990.00 | 0.00 | 0.00 | 4,176,990.00 | 429,762.00 | 563,351.00 | 3,112,250.00 | 71,627.00 | 4,176,990.00 | 429,762.00 | 563,351.00 | 3,112,250.00 | 71,627.00 | 4,176,990.00 | 0.00 | 0.00 | 0.00 | 0.00 | |
| Terminal Leave Benefits - Civilian | 5010403001 | 0.00 | 4,176,990.00 | 4,176,990.00 | 0.00 | 4,176,990.00 | 0.00 | 0.00 | 4,176,990.00 | 429,762.00 | 563,351.00 | 3,112,250.00 | 71,627.00 | 4,176,990.00 | 429,762.00 | 563,351.00 | 3,112,250.00 | 71,627.00 | 4,176,990.00 | 0.00 | 0.00 | 0.00 | 0.00 | |
| For payment of Personnel Benefits | | 0.00 | 4,869,901.00 | 4,869,901.00 | 0.00 | 4,869,901.00 | 0.00 | 0.00 | 4,869,901.00 | 0.00 | 0.00 | 0.00 | 4,869,901.00 | 4,869,901.00 | 0.00 | 0.00 | 0.00 | 4,869,901.00 | 4,869,901.00 | 0.00 | 0.00 | 0.00 | 0.00 | |
| Other Personnel Benefits | 5010400000 | 0.00 | 4,869,901.00 | 4,869,901.00 | 0.00 | 4,869,901.00 | 0.00 | 0.00 | 4,869,901.00 | 0.00 | 0.00 | 0.00 | 4,869,901.00 | 4,869,901.00 | 0.00 | 0.00 | 0.00 | 4,869,901.00 | 4,869,901.00 | 0.00 | 0.00 | 0.00 | 0.00 | |
| Other Personnel Benefits | | 0.00 | 4,869,901.00 | 4,869,901.00 | 0.00 | 4,869,901.00 | 0.00 | 0.00 | 4,869,901.00 | 0.00 | 0.00 | 0.00 | 4,869,901.00 | 4,869,901.00 | 0.00 | 0.00 | 0.00 | 4,869,901.00 | 4,869,901.00 | 0.00 | 0.00 | 0.00 | 0.00 | |
| Lump-sum for Personnel Services | 5010499009 | 0.00 | 4,869,901.00 | 4,869,901.00 | 0.00 | 4,869,901.00 | 0.00 | 0.00 | 4,869,901.00 | 0.00 | 0.00 | 0.00 | 4,869,901.00 | 4,869,901.00 | 0.00 | 0.00 | 0.00 | 4,869,901.00 | 4,869,901.00 | 0.00 | 0.00 | 0.00 | 0.00 | |
| Pension and Gratuity Fund | | 0.00 | 66,975.00 | 66,975.00 | 0.00 | 66,975.00 | 0.00 | 0.00 | 66,975.00 | 0.00 | 0.00 | 0.00 | 66,975.00 | 66,975.00 | 0.00 | 0.00 | 0.00 | 66,975.00 | 66,975.00 | 0.00 | 0.00 | 0.00 | 0.00 | |
| Other Personnel Benefits | 5010400000 | 0.00 | 66,975.00 | 66,975.00 | 0.00 | 66,975.00 | 0.00 | 0.00 | 66,975.00 | 0.00 | 0.00 | 0.00 | 66,975.00 | 66,975.00 | 0.00 | 0.00 | 0.00 | 66,975.00 | 66,975.00 | 0.00 | 0.00 | 0.00 | 0.00 | |
| Terminal Leave Benefits | | 0.00 | 66,975.00 | 66,975.00 | 0.00 | 66,975.00 | 0.00 | 0.00 | 66,975.00 | 0.00 | 0.00 | 0.00 | 66,975.00 | 66,975.00 | 0.00 | 0.00 | 0.00 | 66,975.00 | 66,975.00 | 0.00 | 0.00 | 0.00 | 0.00 | |
| Terminal Leave Benefits - Civilian | 5010403001 | 0.00 | 66,975.00 | 66,975.00 | 0.00 | 66,975.00 | 0.00 | 0.00 | 66,975.00 | 0.00 | 0.00 | 0.00 | 66,975.00 | 66,975.00 | 0.00 | 0.00 | 0.00 | 66,975.00 | 66,975.00 | 0.00 | 0.00 | 0.00 | 0.00 | |
| GRAND TOTAL | | 340,391,000.00 | 15,938,264.00 | 355,429,264.00 | 340,688,460.00 | 14,740,804.00 | 0.00 | 0.00 | 355,429,264.00 | 81,859,961.05 | 66,738,349.68 | 51,708,565.47 | 97,279,399.21 | 297,686,274.31 | 44,275,642.51 | 65,331,919.74 | 73,096,043.16 | 83,605,483.50 | 266,209,088.91 | 0.00 | 57,842,989.69 | 3,007,269.93 | 28,369,915.47 | |


Certified Correct:

 KRISTINE E. BANG
 OIC, Budget Section

Certified Correct:

 LUDIVINA E. JARINA
 Acting Accountant III

Recommending Approval By:

 ANA MARIA YOLANDA P. ANYAYAHAN
 OIC, AFMD


Approved By:

 Undersecretary EARL P. SAAVEDRA, CESO I
 Executive Director V


SUMMARY OF APPROPRIATIONS, ALLOTMENTS, OBLIGATIONS, DISBURSEMENTS AND BALANCES BY OBJECT OF EXPENDITURES
As at the Quarter Ending December 31, 2024

Department : Other Executive Offices (OEOs)
 Agency/Entity : Dangerous Drugs Board
 Operating Unit : < not applicable >
 Organization Code (UACS) : 26 006 0000000
 Fund Cluster : 03 - Special Account - Locally Funded/Domestic Grants Fund
 (e.g. UACS Fund Cluster: 01-Regular Agency Fund, 02-Foreign Assisted Projects Fund, 03-Special Account-Locally Funded/Domestic Grants Fund, and 04-Special Account-Foreign Assisted/Foreign Grants Fund)

| | |
|---|-----------------------------|
| X | Current Year Appropriations |
| | Supplemental Appropriations |
| | Continuing Appropriations |


| Particulars | UACS CODE | Appropriations | | | | Allotments | | | | Obligations | | | | | Disbursements | | | | Balances | | | | |
|--------------------------------------|------------|---------------------------|--|-------------------------|---------------------|--|-------------|---------------|---------------------|-----------------------------|----------------------------|---------------------------------|--------------------------------|----------------|-----------------------------|----------------------------|---------------------------------|--------------------------------|----------------|---------------------------|------------------------|------------------------------------|------|
| | | Authorized Appropriations | Adjustments (Transfer To/From, Modifications/ Augmentations) | Adjusted Appropriations | Allotments Received | Adjustments (Reductions, Modifications/ Augmentations) | Transfer To | Transfer From | Adjusted Allotments | 1st Quarter Ending March 31 | 2nd Quarter Ending June 30 | 3rd Quarter Ending September 30 | 4th Quarter Ending December 31 | Total | 1st Quarter Ending March 31 | 2nd Quarter Ending June 30 | 3rd Quarter Ending September 30 | 4th Quarter Ending December 31 | Total | Unreleased Appropriations | Unobligated Allotments | Unpaid Obligations (15-20)=(23+24) | |
| | | | | | | | | | | | | | | | | | | | | | | 10=(8+(-)-7)-8+9 | 11 |
| 1 | 2 | 3 | 4 | 5=(3+4) | 6 | 7 | 8 | 9 | 10 | 11 | 12 | 13 | 14 | 15 | 16 | 17 | 18 | 19 | 20 | 21 | 22 | 23 | 24 |
| SUMMARY | | 77,000,000.00 | 0.00 | 77,000,000.00 | 130,000,000.00 | 0.00 | 0.00 | 0.00 | 130,000,000.00 | 0.00 | 0.00 | 0.00 | 120,196,054.00 | 120,196,054.00 | 0.00 | 0.00 | 0.00 | 120,196,054.00 | 120,196,054.00 | (53,000,000.00) | 9,803,946.00 | 0.00 | 0.00 |
| B. AUTOMATIC APPROPRIATIONS | | 77,000,000.00 | 0.00 | 77,000,000.00 | 130,000,000.00 | 0.00 | 0.00 | 0.00 | 130,000,000.00 | 0.00 | 0.00 | 0.00 | 120,196,054.00 | 120,196,054.00 | 0.00 | 0.00 | 0.00 | 120,196,054.00 | 120,196,054.00 | (53,000,000.00) | 9,803,946.00 | 0.00 | 0.00 |
| Special Accounts in the General Fund | | 77,000,000.00 | 0.00 | 77,000,000.00 | 130,000,000.00 | 0.00 | 0.00 | 0.00 | 130,000,000.00 | 0.00 | 0.00 | 0.00 | 120,196,054.00 | 120,196,054.00 | 0.00 | 0.00 | 0.00 | 120,196,054.00 | 120,196,054.00 | (53,000,000.00) | 9,803,946.00 | 0.00 | 0.00 |
| DDB SAGF | | 77,000,000.00 | 0.00 | 77,000,000.00 | 130,000,000.00 | 0.00 | 0.00 | 0.00 | 130,000,000.00 | 0.00 | 0.00 | 0.00 | 120,196,054.00 | 120,196,054.00 | 0.00 | 0.00 | 0.00 | 120,196,054.00 | 120,196,054.00 | (53,000,000.00) | 9,803,946.00 | 0.00 | 0.00 |
| Financial Assistance/Subsidy | | 77,000,000.00 | 0.00 | 77,000,000.00 | 130,000,000.00 | 0.00 | 0.00 | 0.00 | 130,000,000.00 | 0.00 | 0.00 | 0.00 | 120,196,054.00 | 120,196,054.00 | 0.00 | 0.00 | 0.00 | 120,196,054.00 | 120,196,054.00 | (53,000,000.00) | 9,803,946.00 | 0.00 | 0.00 |
| Financial Assistance to NGAs | 5021402000 | 77,000,000.00 | 0.00 | 77,000,000.00 | 130,000,000.00 | 0.00 | 0.00 | 0.00 | 130,000,000.00 | 0.00 | 0.00 | 0.00 | 120,196,054.00 | 120,196,054.00 | 0.00 | 0.00 | 0.00 | 120,196,054.00 | 120,196,054.00 | (53,000,000.00) | 9,803,946.00 | 0.00 | 0.00 |
| GRAND TOTAL | | 77,000,000.00 | 0.00 | 77,000,000.00 | 130,000,000.00 | 0.00 | 0.00 | 0.00 | 130,000,000.00 | 0.00 | 0.00 | 0.00 | 120,196,054.00 | 120,196,054.00 | 0.00 | 0.00 | 0.00 | 120,196,054.00 | 120,196,054.00 | (53,000,000.00) | 9,803,946.00 | 0.00 | 0.00 |

Certified Correct:

 KRISTINE E. BANO
 OIC, Budget Section

Certified Correct:

 LUDIVINA E. JARIN
 Acting Accountant III

Recommending Approval By:

 ANA MARIA YOLANDA P. ANYAYAHAN
 OIC, AFMD

Approved By:

 Undersecretary EARL P. SAAVEDRA, CESO I
 Executive Director V