


QUARTERLY REPORT OF REVENUE AND OTHER RECEIPTS
As at the Quarter Ending December 31, 2024

Department : Other Executive Offices (OEOs)
 Agency/Entity : Dangerous Drugs Board
 Operating Unit : < not applicable >
 Organization Code (UACS) : 26 006 0000000
 Fund Cluster : 01 - Regular Agency Fund

Classification/Sources of Revenue and Other Receipts	UACS CODE	REVENUE TARGET (Annual) per BESF	Actual Revenue and Other Receipts Collections					Cumulative Remittance/Deposits to Date			Variance		Remarks
			1st Quarter Ending March 31	2nd Quarter Ending June 30	3rd Quarter Ending September 30	4th Quarter Ending December 31	Total	Remittance to BTr	Deposited with AGDB	Total	Amount	%	
1	2	3	4	5	6	7	8=(4+5+6+7)	9	10	11=(9+10)	12=(8-3)	13=(12/3)	14
Regular Agency Fund		26,000,000.00	7,589,225.52	5,585,020.00	0.00	0.00	13,174,245.52	13,174,245.52	0.00	13,174,245.52	(12,825,754.48)	-49 %	
Revenue Collections		26,000,000.00	7,589,225.52	5,585,020.00	0.00	0.00	13,174,245.52	13,174,245.52	0.00	13,174,245.52	(12,825,754.48)	-49 %	
Cash Receipts		26,000,000.00	7,589,225.52	5,585,020.00	0.00	0.00	13,174,245.52	13,174,245.52	0.00	13,174,245.52	(12,825,754.48)	-49 %	
Non-Tax		26,000,000.00	7,589,225.52	5,585,020.00	0.00	0.00	13,174,245.52	13,174,245.52	0.00	13,174,245.52	(12,825,754.48)	-49 %	
Licensing Fees	4020106000	24,000,000.00	7,090,054.00	5,289,770.00	0.00	0.00	12,379,824.00	12,379,824.00	0.00	12,379,824.00	(11,620,176.00)	-48 %	
Fines and Penalties - Service Income	4020114000	2,000,000.00	499,171.52	295,250.00	0.00	0.00	794,421.52	794,421.52	0.00	794,421.52	(1,205,578.48)	-60 %	
GRAND TOTAL		26,000,000.00	7,589,225.52	5,585,020.00	0.00	0.00	13,174,245.52	13,174,245.52	0.00	13,174,245.52	(12,825,754.48)	-49 %	

Certified Correct:

 LUDIVINA E. JARA
 Acting Accountant III

Certified Correct:

 ANA MARIA YOLANDA P. ANYAYAHAN
 OIC, AFMD


Approved By:

 Undersecretary EARL P. SAAVEDRA, CESO I
 Executive Director V

QUARTERLY REPORT OF REVENUE AND OTHER RECEIPTS
As at the Quarter Ending December 31, 2024


Department : Other Executive Offices (OEOs)
 Agency/Entity : Dangerous Drugs Board
 Operating Unit : < not applicable >
 Organization Code (UACS) : 26 006 0000000
 Fund Cluster : 03 - Special Account - Locally Funded/Domestic Grants Fund

Classification/Sources of Revenue and Other Receipts	UACS CODE	REVENUE TARGET (Annual) per BESF	Actual Revenue and Other Receipts Collections					Cumulative Remittance/Deposits to Date			Variance		Remarks
			1st Quarter Ending March 31	2nd Quarter Ending June 30	3rd Quarter Ending September 30	4th Quarter Ending December 31	Total	Remittance to BTr	Deposited with AGDB	Total	Amount	%	
1	2	3	4	5	6	7	8=(4+5+6+7)	9	10	11=(9+10)	12=(8-3)	13=(12/3)	14
Special Account - Locally Funded/Domestic Grants Fund		72,500,000.00	15,756,833.02	18,005,156.27	47,544,357.72	61,827,774.18	143,134,121.19	143,134,121.19	0.00	143,134,121.19	70,634,121.19	97 %	
Revenue Collections		72,500,000.00	15,756,833.02	18,005,156.27	47,544,357.72	61,827,774.18	143,134,121.19	143,134,121.19	0.00	143,134,121.19	70,634,121.19	97 %	
Cash Receipts		72,500,000.00	15,756,833.02	18,005,156.27	47,544,357.72	61,827,774.18	143,134,121.19	143,134,121.19	0.00	143,134,121.19	70,634,121.19	97 %	
Non-Tax		72,500,000.00	15,756,833.02	18,005,156.27	47,544,357.72	61,827,774.18	143,134,121.19	143,134,121.19	0.00	143,134,121.19	70,634,121.19	97 %	
Licensing Fees	4020106000	0.00	0.00	2,337,772.00	7,678,462.00	7,418,637.00	17,434,871.00	17,434,871.00	0.00	17,434,871.00	17,434,871.00	0 %	
Fines and Penalties - Service Income	4020114000	0.00	0.00	750.00	284,561.88	322,750.00	608,061.88	608,061.88	0.00	608,061.88	608,061.88	0 %	
Share from PAGCOR/PCSO	4040102000	72,000,000.00	15,000,000.00	15,000,000.00	38,883,589.28	53,396,720.70	122,280,309.98	122,280,309.98	0.00	122,280,309.98	50,280,309.98	70 %	
Share from Earnings of GOCCs	4040103000	500,000.00	756,833.02	666,634.27	697,744.56	689,666.48	2,810,878.33	2,810,878.33	0.00	2,810,878.33	2,310,878.33	462 %	
GRAND TOTAL		72,500,000.00	15,756,833.02	18,005,156.27	47,544,357.72	61,827,774.18	143,134,121.19	143,134,121.19	0.00	143,134,121.19	70,634,121.19	97 %	

Certified Correct:

 LUDIVINA E. JARIN
 Acting Accountant III

Certified Correct:

 ANA MARIA YOLANDA P. ANYAYAHAN
 OIC, AFMD

Approved By:

 Undersecretary EARL P. SAAVEDRA, CESO I
 Executive Director V